Unified Frame Sash

Unified Frame Sash : BFF2&FSE2 / BFF3& FSE2 {TMCR /TFGNII /TFSN}

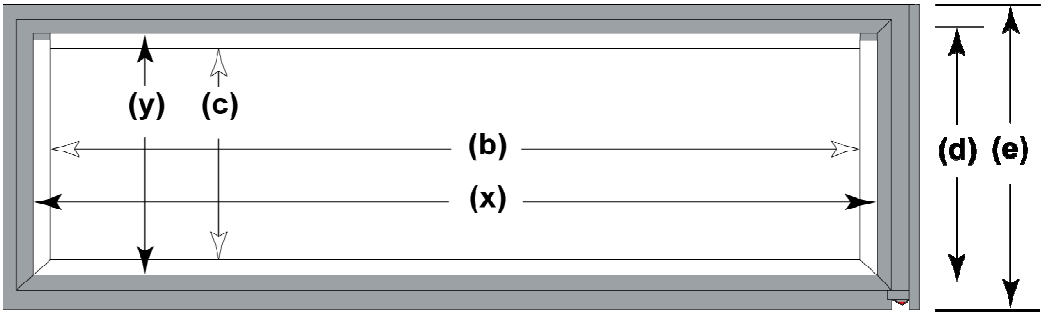

Border Frame : BFF2 / BFF3

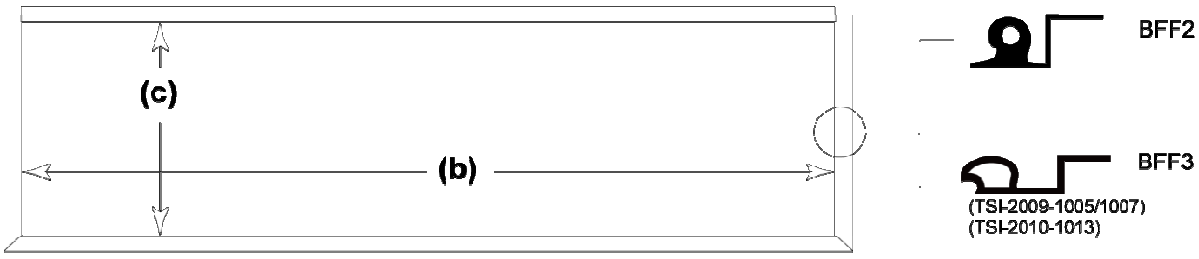

Unified Frame Sash

BFF2 & FSE2 / BFF3 & FSE2
{TMCR/ TFGNII /TFSN} (~5,635)

M/C Emb-space in Y-axis	(y)	(d)	(e)	(c)	(b)	(x)	(f)		
450	530	550	702	476	Head Interval x Heads + 106	Head Interval x Heads + 160	Head Interval x Heads + 260		
680	760	780	932	706					
750	830	850	1,002	776					
950	1,030	1,050	1,202	976					
1,000	1,080	1,100	1,252	1,026					
1,200	1,280	1,300	1,452	1,226					
1,500	1,580	1,600	1,752	1,526					

{TFMX} (~5,635)

M/C Emb-space in Y-axis	(y)	(d)	(e)	(c)	(b)	(x)	(f)		
450	530	550	702	476	Head Interval x Heads + 106	Head Interval x Heads + 160	Head Interval x Heads + 260		
680	760	780	932	706					
1,000	1,080	1,100	1,252	1,026					
1,200	1,280	1,300	1,452	1,226					
1,500	1,580	1,600	1,752	1,526					

{TMCR/ TFGNII/TFSN} (5,756~6,365)

M/C Emb-space in Y-axis	(y)	(d)	(e)	(c)	(b)	(x)	(f)		
450	530	550	702	476	Head Interval x Heads + 106	Head Interval x Heads + 160	Head Interval x Heads + 260		
680	760	780	932	706					
750	830	850	1,002	776					
950	1,030	1,050	1,202	976					
1,000	1,080	1,100	1,252	1,026					
1,200	1,280	1,300	1,452	1,226					
1,500	1,580	1,600	1,752	1,526					

{TMCR/ TFGNII/TFSN} (6,366~7,365)

M/C Emb-space in Y-axis	(y)	(d)	(e)	(c)	(b)	(x)	(f)		
450	530	550	702	476	Head Interval x Heads + 106	Head Interval x Heads + 160	Head Interval x Heads + 260		
550	630	650	802	576					
680	760	780	932	706					
1,000	1,080	1,100	1,252	1,026					
1,200	1,280	1,300	1,452	1,226					
1,500	1,580	1,600	1,752	1,526					

{TMCR/ TFGNII/TFSN} (7,366~8,265)

M/C Emb-space in Y-axis	(y)	(d)	(e)	(c)	(b)	(x)	(f)		
450	530	550	702	476	Head Interval x Heads + 106	Head Interval x Heads + 160	Head Interval x Heads + 260		
680	760	780	932	706					
750	830	850	1,002	776					
950	1,030	1,050	1,202	976					
1,000	1,080	1,100	1,252	1,026					
1,200	1,280	1,300	1,452	1,226					
1,500	1,580	1,600	1,752	1,526					

{TMCR/ TFGNII/TFSN} (8,766~9,500)

M/C Emb-space in Y-axis	(y)	(d)	(e)	(c)	(b)	(x)	(f)		
450	530	550	702	476	Head Interval x Heads + 106	Head Interval x Heads + 160	Head Interval x Heads + 260		
680	760	780	932	706					
750	830	850	1,002	776					
950	1,030	1,050	1,202	976					
1,000	1,080	1,100	1,252	1,026					
1,200	1,280	1,300	1,452	1,226					
1,500	1,580	1,600	1,752	1,526					

{TMCR/ TFGNII/TFSN} (9,501~10,910)

M/C Emb-space in Y-axis	(y)	(d)	(e)	(c)	(b)	(x)	(f)		
450	530	550	702	476	Head Interval x Heads + 106	Head Interval x Heads + 160	Head Interval x Heads + 260		
680	760	780	932	706					
750	830	850	1,002	776					
950	1,030	1,050	1,202	976					
1,000	1,080	1,100	1,252	1,026					
1,200	1,280	1,300	1,452	1,226					
1,500	1,580	1,600	1,752	1,526					

Border Frame : BFF2 / BFF3

Item No.	Remarks		
BFF2 BFF3	Only one type border sash for all type M/C		

*(e)=(d)+152mm
*(d)=(y)+20mm

Note1 : "BFF3" applies to TMCR, TFGNII & TFMX from 2010.02.
"BFF2" applies to TFSN.

Note2 : As for the standard Clips for BFF3, BFF8-C are introduced from 2010.09. (TSI-2010-1023)

Unified Frame Sash

Unified Frame Sash : BFF2&FSE2 / BFF3& FSE2 {TLMX-100}

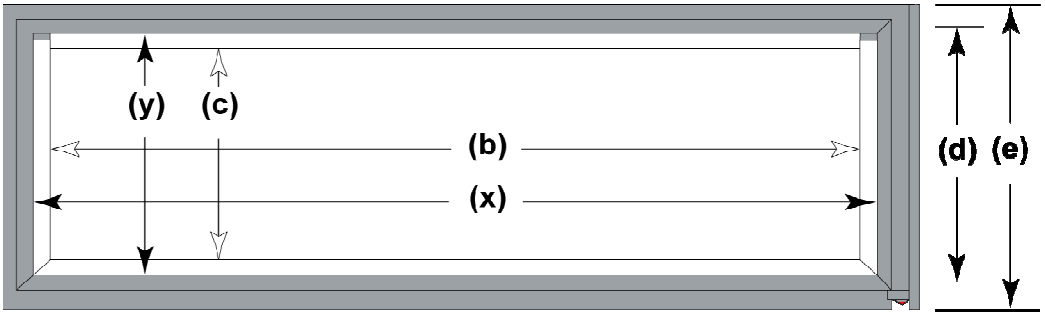

Border Frame : BFF2 / BFF3

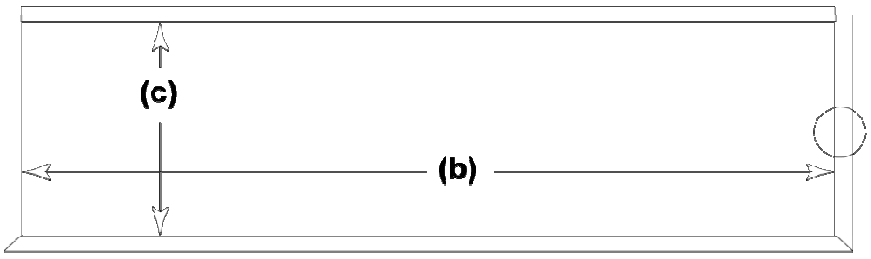

(TSI-2009-1005/1007)
(TSI-2010-1013)

Unified Frame Sash

BFF2 & FSE2 / BFF3 & FSE2 {TLMX-100} (~5,635)										
M/C Emb-space in Y-axis		(y)	(d)	(e)	(c)	(b)	(x)	(f)		
450		530	550	695	476	Head Interval x Heads + 56	Head Interval x Heads + 110	Head Interval x Heads + 262		
680		760	780	925	706					
750		830	850	995	776					
950		1,025	1,045	1,190	971					
1,000		1,080	1,100	1,245	1,026					
1,200		1,280	1,300	1,445	1,226					
1,500		1,580	1,600	1,745	1,526					

{TLMX-T00 / TLMX-100}										
M/C Emb-space in Y-axis		(y)	(d)	(e)	(c)	(b)	(x)	(f)		
450	Normal	530	550	695	476	Mix Emb. Space x Pairs + 106	Mix Emb. Space x Pairs + 160	Mix Emb. Space x Pairs + 312		
680		760	780	925	706					
750	*Zspec.	830	850	995	776	Mix Emb. Space x Pairs + 156	Mix Emb. Space x Pairs + 210	Mix Emb. Space x Pairs + 362		
950		1,025	1,045	1,190	971					
1,000		1,080	1,100	1,245	1,026					
1,200		1,280	1,300	1,445	1,226					
1,500		1,580	1,600	1,745	1,526					

*Z spec.(More than X=581mm), add the price on 12,000 yen.

{TLMX-100} (5,756~6,365)									
M/C Emb-space in Y-axis	(y)	(d)	(e)	(c)	(b)	(x)	(f)		
450	530	550	695	476	Head Interval x Heads + 106	Head Interval x Heads + 160	Head Interval x Heads + 312		
680	760	780	925	706					
750	830	850	995	776					
950	1,025	1,045	1,190	971					
1,000	1,080	1,100	1,245	1,026					
1,200	1,280	1,300	1,445	1,226					
1,500	1,580	1,600	1,745	1,526					

{TLMX-100} (6,366~7,365)									
M/C Emb-space in Y-axis	(y)	(d)	(e)	(c)	(b)	(x)	(f)		
450	530	550	695	476	Head Interval x Heads + 106	Head Interval x Heads + 160	Head Interval x Heads + 312		
550	630	650	795	576					
680	760	780	925	706					
1,000	1,080	1,100	1,245	1,026					
1,200	1,280	1,300	1,445	1,226					
1,500	1,580	1,600	1,745	1,526					

{TLMX-100} (7,366~8,265)									
M/C Emb-space in Y-axis	(y)	(d)	(e)	(c)	(b)	(x)	(f)		
450	530	550	695	476	Head Interval x Heads + 106	Head Interval x Heads + 160	Head Interval x Heads + 312		
680	760	780	925	706					
750	830	850	995	776					
1,000	1,080	1,100	1,245	1,026					
1,200	1,280	1,300	1,445	1,226					
1,500	1,580	1,600	1,745	1,526					

{TLMX-100} (8,766~9,500)									
M/C Emb-space in Y-axis	(y)	(d)	(e)	(c)	(b)	(x)	(f)		
450	530	550	695	476	Head Interval x Heads + 106	Head Interval x Heads + 160	Head Interval x Heads + 312		
680	760	780	925	706					
750	830	850	995	776					
1,000	1,080	1,100	1,245	1,026					
1,200	1,280	1,300	1,445	1,226					
1,500	1,580	1,600	1,745	1,526					

{TLMX-100} (9,501~10,910)									
M/C Emb-space in Y-axis	(y)	(d)	(e)	(c)	(b)	(x)	(f)		
450	530	550	695	476	Head Interval x Heads + 106	Head Interval x Heads + 160	Head Interval x Heads + 312		
680	760	780	925	706					
750	830	850	995	776					
1,000	1,080	1,100	1,245	1,026					
1,200	1,280	1,300	1,445	1,226					
1,500	1,580	1,600	1,745	1,526					

Border Frame : BFF2 / BFF3			
Item No.	Remarks		
BFF2	Only one type border sash for all type M/C		
BFF3			

Note1 : "BFF3" applies to TLMX from 2010.02.

Note2 : As for the standard Clips for BFF3, BFF8-C are introduced from 2010.09. (TSI-2010-1023)

Unified Frame Sash

Unified Frame Sash : BFF2&FSE2 / BFF3& FSE2 {TCMX-600/6##**}

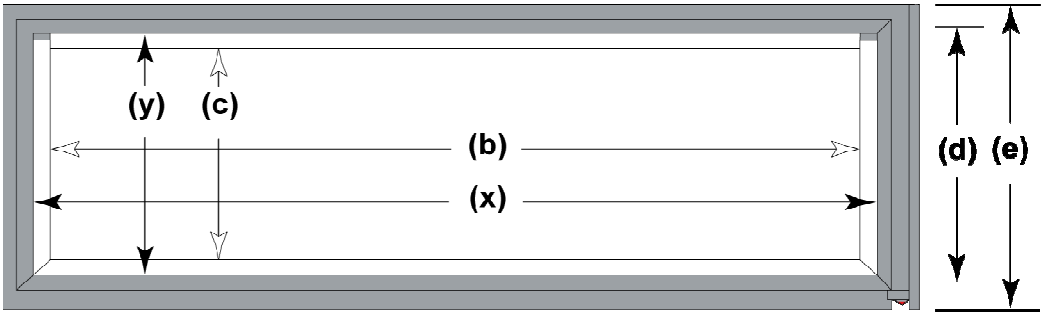

Border Frame : BFF2 / BFF3

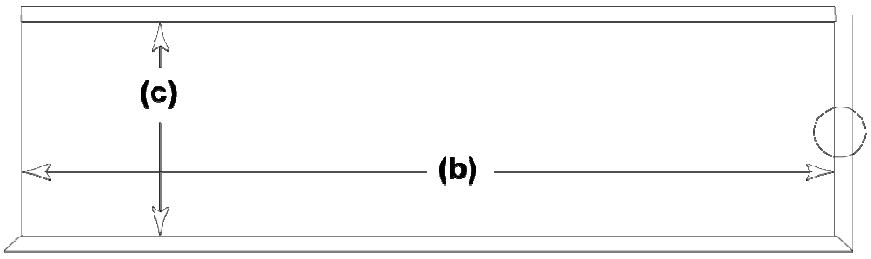

(TSI-2009-1005/1007)
(TSI-2010-1013)

Unified Frame Sash

BFF2 & FSE2 / BFF3 & FSE2 {TCMX-600, 6##**} (~5,635)									
M/C Emb-space in Y-axis	(y)	(d)	(e)	(c)	(b)	(x)	(f)		
450	560	580	725	506	Mix Emb. Space x Pairs + Even/Odd head Interval + 86	Mix Emb. Space x Pairs + Even/Odd head Interval + 140	Mix Emb. Space x Pairs + Even/Odd head Interval + 240		
680	790	810	955	736					
750	860	880	1,025	806					
1,000	1,110	1,130	1,277	1,056					
1,200	1,310	1,330	1,477	1,256					
1,500	1,610	1,630	1,777	1,556					

{TCMX-600,6##**} (5,756~6,365)									
M/C Emb-space in Y-axis	(y)	(d)	(e)	(c)	(b)	(x)	(f)		
450	530	550	695	476	Mix Emb. Space x Pairs + Even/Odd head Interval + 86	Mix Emb. Space x Pairs + Even/Odd head Interval + 140	Mix Emb. Space x Pairs + Even/Odd head Interval + 240		
680	760	780	925	706					
750	1,025	1,045	1,190	971					
1,000	1,080	1,100	1,245	1,026					
1,200	1,280	1,300	1,445	1,226					
1,500	1,580	1,600	1,745	1,526					

{TCMX-600,6##**} (6,366~7,365)									
M/C Emb-space in Y-axis	(y)	(d)	(e)	(c)	(b)	(x)	(f)		
450	530	550	695	476	Mix Emb. Space x Pairs + Even/Odd head Interval + 86	Mix Emb. Space x Pairs + Even/Odd head Interval + 140	Mix Emb. Space x Pairs + Even/Odd head Interval + 240		
680	760	780	925	706					
750	830	850	995	776					
1,000	1,080	1,100	1,245	1,026					
1,200	1,280	1,300	1,445	1,226					
1,500	1,580	1,600	1,745	1,526					

{TCMX-600,6##**} (7,366~8,265)									
M/C Emb-space in Y-axis	(y)	(d)	(e)	(c)	(b)	(x)	(f)		
450	530	550	695	476	Mix Emb. Space x Pairs + Even/Odd head Interval + 86	Mix Emb. Space x Pairs + Even/Odd head Interval + 140	Mix Emb. Space x Pairs + Even/Odd head Interval + 240		
680	760	780	925	706					
750	830	850	995	776					
1,000	1,080	1,100	1,245	1,026					
1,200	1,280	1,300	1,445	1,226					
1,500	1,580	1,600	1,745	1,526					

{TCMX-600,6##**} (8,766~9,500)									
M/C Emb-space in Y-axis	(y)	(d)	(e)	(c)	(b)	(x)	(f)		
450	530	550	695	476	Mix Emb. Space x Pairs + Even/Odd head Interval + 86	Mix Emb. Space x Pairs + Even/Odd head Interval + 140	Mix Emb. Space x Pairs + Even/Odd head Interval + 240		
680	760	780	925	706					
750	830	850	995	776					
1,000	1,080	1,100	1,245	1,026					
1,200	1,280	1,300	1,445	1,226					
1,500	1,580	1,600	1,745	1,526					

{TCMX-600,6##**} (9,501~10,910)									
M/C Emb-space in Y-axis	(y)	(d)	(e)	(c)	(b)	(x)	(f)		
450	530	550	695	476	Mix Emb. Space x Pairs + Even/Odd head Interval + 86	Mix Emb. Space x Pairs + Even/Odd head Interval + 140	Mix Emb. Space x Pairs + Even/Odd head Interval + 240		
680	760	780	925	706					
750	830	850	995	776					
1,000	1,080	1,100	1,245	1,026					
1,200	1,280	1,300	1,445	1,226					
1,500	1,580	1,600	1,745	1,526					

Border Frame : BFF2 / BFF3			
Item No.	Remarks		
BFF2	Only one type border sash for all type M/C		
BFF3			

Note1 : "BFF3" applies to TCMX from 2010.02.

Note2 : As for the standard Clips for BFF3, BFF8-C are introduced from 2010.09. (TSI-2010-1023)

Uni-type Frame Sash for Cylinder Type

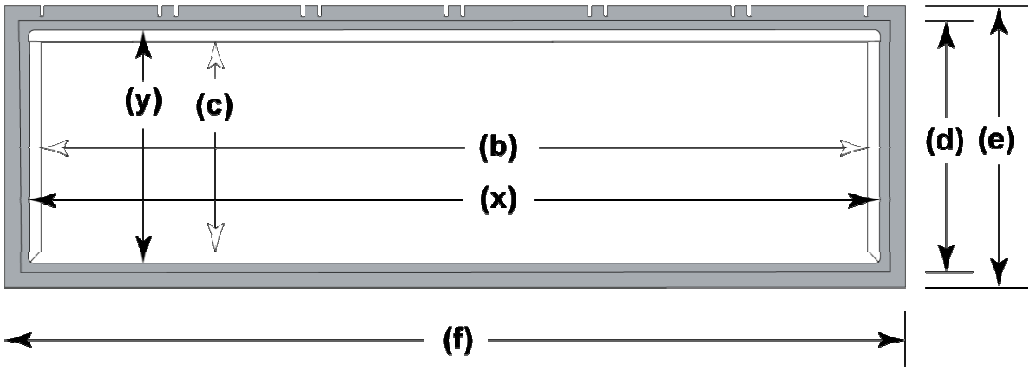

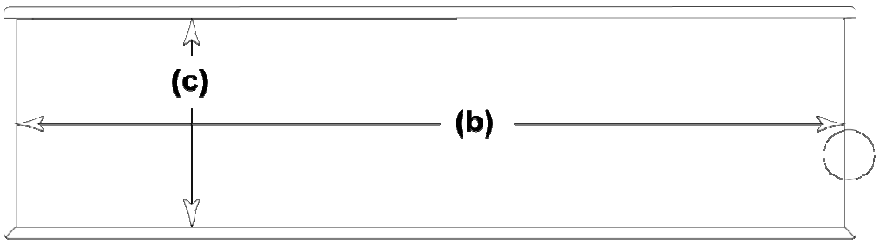

BFU2

BFU3

(TSI-2009-1005/1007)
(TSI-2010-1013)

Uni-type Frame Sash for Cylinder Type

BFU2 & FSU / BFU3 & FSU {TFGNII-C}								
M/C Emb-space in Y-axis	(y)	(d)	(e)	(c)	(b)	(x)	(f)	
450	530	550	645	476	Head Interval x Heads + 56	Head Interval x Heads + 110	Head Interval x Heads + 210	See the list1 below

{TEMX-C}								
M/C Emb-space in Y-axis	(y)	(d)	(e)	(c)	(b)	(x)	(f)	
342.5	422.5	442.5	537.5	368.5	Head Interval x Heads + 50	Head Interval x Heads + 104	Head Interval x Heads + 204	See the list2 below

List1 - for TFGN Ⅱ-C

Heads	Head Interval		
8	530		
10	460		
12	360		
12	400		
12	460		
15	360		
15	460		
18	360		
18	400		

List2 - for TEMX-C Multi-Head

Heads	Head Interval		
4	500		
12	360		
12	500		
15	360		
18	360		
20	275		

Border Frame : BFU2 / BFU3			
Item No.	Remarks		
BFU2	Only one type border sash for all type M/C		
BFU3			

Note1 : "BFU3" applies to TFGNII-C , TEMX-C(Multi-Head) from 2010.02.

Note2 : As for the standard Clips for BFU3, BFF8-C are introduced from 2010.09. (TSI-2010-1023)

Wooden Frame Holder (TYPE A ~ D)

Wooden Frame Holder Uni-Type : FHBU-OO-OOxOO {TFGNII-(C)/ TEMX-C}

TYPE-**A** use SIPF as inner frame

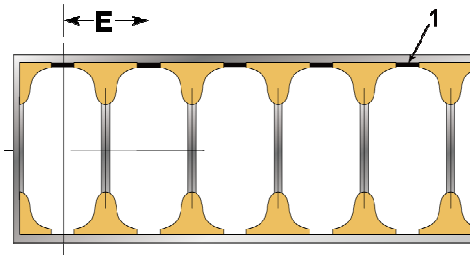

Type-**B** use SIPF as inner frame

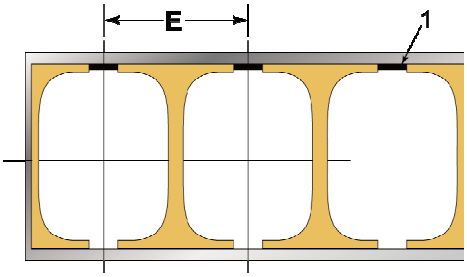

Type-**C** use SIPF as inner frame

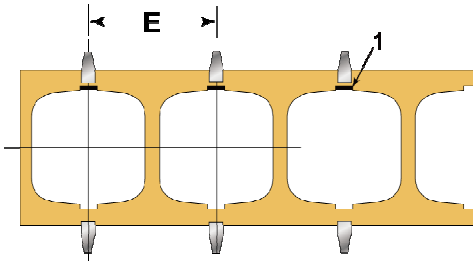

Use SIPF 25Φ, 30Φ, as inner frame

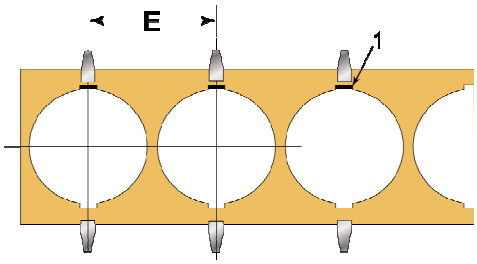

Type-**D** SPF as inner frame

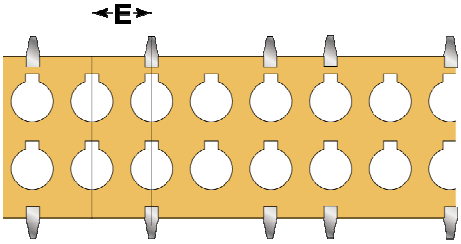

Wooden Frame Holder (TYPE A ~ D)

Wooden Frame Holder Uni-Type : FHBU-OO-OOxOO {TFGN-(C)}

Unified & Uni-type Sash

Plastic Frame / E(H-interval)	480 *	480 *	475 *	475 *				335 *		300 *	SPF : 150	SPF : 120
	481	451	410	395	320	270	192	335	260	200		
650~	B	B	B	B	B	B	B	B	B	B	C	C
600	B	B	B	B	B	B	B	B	B	B	C	C
550	B	B	B	B	B	B	B	B	B	B	C	C
500	B	B	B	B	B	B	B	B	B	B	C	C
480		B	B	B	B	B	B	B	B	B	C	C
460			B	B	B	B	B	B	B	B	C	C
400				A	B	B	B	B	B	B	C	C
360					B	B	B	B	B	B	C	C
345 (W)	*B	*B	*B	*B	B	B	B	A	B	B	C	C
330 (W)	*B	*B	*B	*B	A	B	B	*B	B	B	C	C
275 (W)	*B	*B	*B	*B	*B	A	B	*B	A	B	C	C
240 (W)		*B	*B	*B	*B	*B	B	*B	*B	B	C	C
200 (W)				*A	*B	*B	A	*B	*B	*B	C	C
135.4 (W)							*B		*A	*B	*C	*C

* : Frame holder for alternate use (W)

{TEMX-C} M/C Emb-space in Y-axis=360mm

Uni-type Sash

Plastic Frame / E(H-interval)	395 *	335 *	335 *		260 *	240 *	200 *
	475	329	335	260	335	240	300
500	B	B	B	B	B	B	B
360		B	B	B	B	B	B
275						B	

No.	Description	Parts No.		
1	Neo-sponge B	FHBE001B0000		

Uni-Type Sash : FHBUOO-OO {TFGNII-(C)/TEMX-C}

Type of Frame Holder	M/C Emb-space in X-axis		
A Y-axis=450mm	~ 1,200		
	1,201 ~ 2,400		
	2,401 ~ 3,600		
	3,601 ~ 4,800		
	4,801 ~ 6,000		
	6,001 ~ 7,200		
	7,201 ~ 8,250		
	8,251~		
B Y-axis=450mm	~ 1,200		
	1,201 ~ 2,400		
	2,401 ~ 3,600		
	3,601 ~ 4,800		
	4,801 ~ 6,000		
	6,001 ~ 7,200		
	7,201 ~ 8,250		
	8,251 ~		
C Y-axis=450mm	~ 1,200		
	1,201 ~ 2,400		
	2,401 ~ 3,600		
	3,601 ~ 4,800		
	4,801 ~ 6,000		
	6,001 ~ 7,200		
	7,201 ~ 8,250		
	8,251 ~		

Note1 : Please consult with Tajima separately for the machine length 7,501mm or more.

Border Frame / Wooden Frame Holder

Border Frame : BFU3

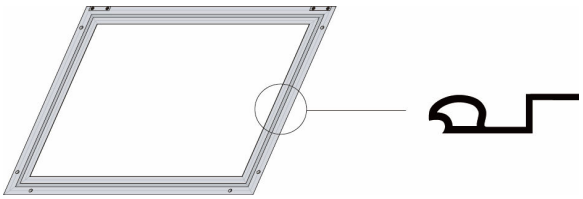

Border Frame : BFU3 {TFMX-C##01 /TEJT-C /TCMX-601 /TCMX/ TCMX-II602,604 /TMBR/ TMBP/ TMBU-SC /TWMX-C}						
Item No.		Head {M/C Emb-space (X)}	Part No.	Remarks		
BFU3	TFMX-C##01	1(520)	309152030A00	M/C Emb-space(Y)=460mm		
	TEJTII-C##01	1(500)	303150030A00			
	TCMX- 601	1(500)	30B154030A11			
	TMBR-SC##01	1(500)	303150030A00			
	TMBP-SC##01	1(500)	303150030A00			
	TMBU-SC##01	1(500)	303150030A00			
	TWMX-C##01	1(550)	30F160010A00	M/C Emb-space(Y)=595mm		
BFU3	TCMX-II	2(500)	30B250030A00			
		4(500)	30B450030A00			
BFU3	TCMX-II MIX	2(570)	30B2FM030A00			

Border Frame : BFU2

Border Frame : BFU2 {TFMX-II(C)}						
Item No.		Heads {M/C Emb-space (X)}	Part No.	Remarks		
BFU2	TFMX-II(C)	2(500)	308250010A11			
		4(360)	308439010A11			
		4(500)	308450010A11	With Supporter		
		6(360)	308639010A11	With Supporter		
		6(500)	308650010A11	With Supporter		
		8(360)	308839010A11	With Supporter		
		8(500)	308850020A00	With Supporter		

Border Frame : : BFU3 {TMAR-KC / TMAR-KC TYPE-2}

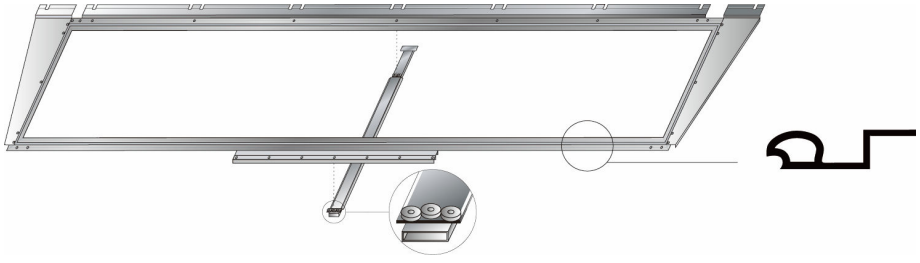

Border Frame : BFU3 {TMAR-KC / TMAR-KC TYPE-2}						
Item No.		Heads {M/C Emb-space (X)}	Part No.	Remarks		
BFU3	TMAR-KC /TMAR-KC TYPE-2	2(500)	9W0500100T00	With Border Frame Clips		
		4(360)	9W0500200T00			
		4(500)	9W0500300T00			
		6(360)	9W0500400T00			
		6(500)	9W0500500T00			
		8(360)	9W0500600T00			
		8(500)	9W0500700T00			

Note1 : As for the items on this page, please specify Model Name & M/C No. when you place an order.
Note2 : As for the standard Clips for BFU3, BFF8-C are introduced from 2010.09. (TSI-2010-1023)

Border Frame / Wooden Frame Holder

Wooden Frame Holder for SPF-21 & SPFH : FHEA-CO/OOxOO

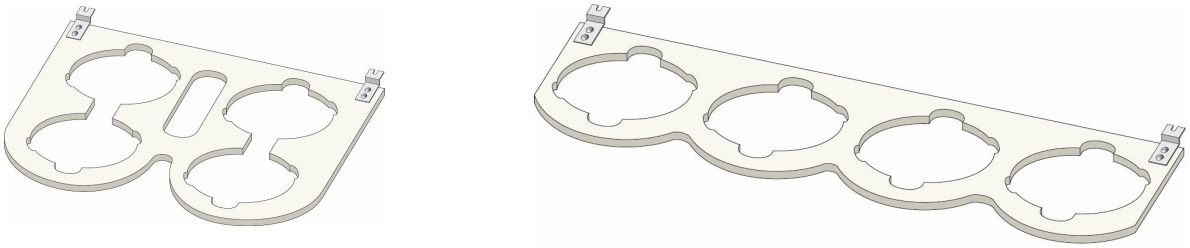

Wooden Frame Holder for SPF-21 & SPFH : FHBE-CO/OOxOO {TFMX-II(C)/TMAR-KC/TMAR-KC TYPE-2}						
Item No.			Heads {M/C Emb-space (X)}	Part No.	Remarks	
FHBE	-	C210x360S/A	2(360)	939300100A12		
	-	C210x500S/A	2(500)	939300200A12		

Wooden Frame Holder for OFAM : FSMA-OO/OOO

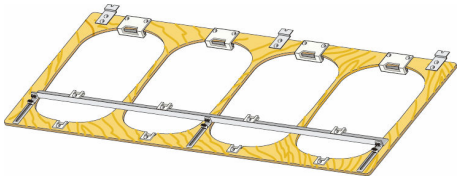

Wooden Frame Holder for OFAM : FSMA-OO/OOO {TFMX-II(C)/TMAR-KC /TMAR-KC TYPE-2}						
Item No.			Heads {M/C Emb-space (X)}	Part No.	Remarks	
FSMA	-	480*451·02/500S(A)	2(500)	939400100A14	2Hx1	
	-	475*320·04/360S(A)	4(360)	939400200A14	4Hx1	
	-	480*451·04/500S(A)	4(500)	939400300A14		

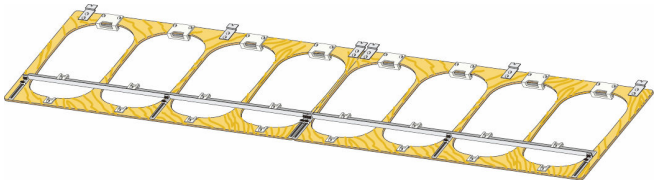

Wooden Frame Holder for OFAM : FSMA-OO/OOO {TFMX-II(C)/TMAR-KC/TMAR-KC TYPE-2}						
Item No.			Heads {M/C Emb-space (X)}	Part No.	Remarks	
FSMA	-	475*320·06/360S(A)	6(360)	939400400A15	3Hx2	
	-	480*451·06/500S(A)	6(500)	939400500A15		
	-	475*320·08/360S(A)	8(360)	939400600A15	4Hx2	
	-	480*451·08/500S(A)	8(500)	939400700A13		

Note1 : As for the items on this page, please specify Model Name & M/C No. when you place an order.
Note2 : As for the standard Clips for BFU3, BFF8-C are introduced from 2010.09. (TSI-2010-1023)

Spring Frame / Frame Holder / Holder Base

Frame Holder for OFAM : FSEM / Holder Base for OFAM:FSEMII

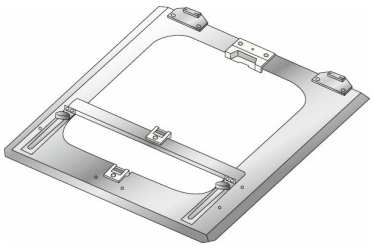

Frame Holder for OFAM : FSEM-C01/550 {TCMX-601} *					
Item No.	Head {M/C Emb-space (X)}	Part No.	Remarks		
FSEM - C01/550	1(550)	UN3501000000	M/C Emb-space (X)=460mm		

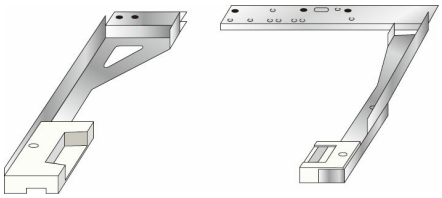

Holder Base for OFAM : FSEMII {TFMX-C##01} *					
Item No.	Head {M/C Emb-space (X)}	Part No.	Remarks		
FSEM II - 01/520	1(520)	UN3500310000			

Note1 : As for the items with mark *, please specify Model Name & M/No. when you place an order.

Spring Frame SFAA

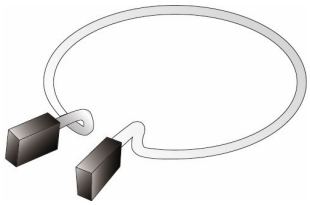

Spring Frame : SFAA					
Item No.		Part No.	Actual Outer Diameter		
SFAA -	120	931500100001	120		
	150	931500200001	150		
	180	931500300001	180		
	210	931500400001	210		
	250	931500500001	250		

Spider Net Frame Holder

Spider Net Frame Holder : PFH1 & PFH2

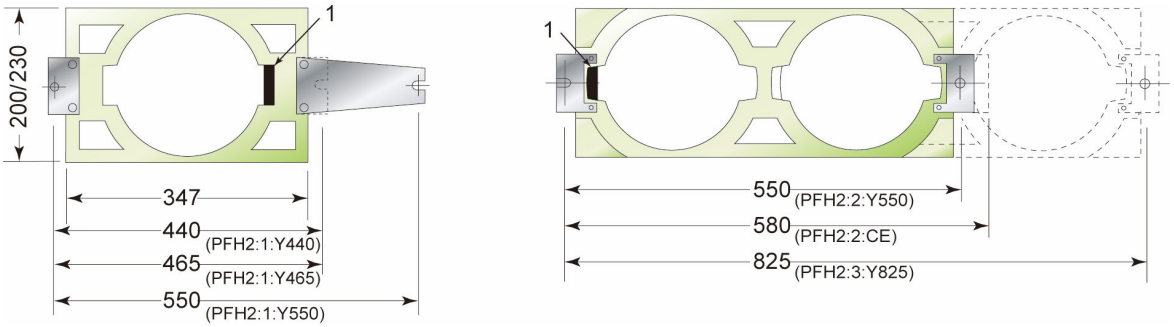

Spider Net Frame Holder : PFH1 & PFH2				
Item No.	Part No.	Remarks		
PFH1:1:X200	938100120A00	Single-use (200mm in X-axis)		
PFH1:2:X200	938100220A00	Twin-use (200mm in X-axis)		
PFH1:3:X200	938100320A00	Triple-use (200mm in X-axis)		
PFH2:1:Y550	938101000A00	Single-use (230mm in X-axis)		
PFH2:2:Y550	938100423A00	Twin-use (230mm in X-axis) (M/C Emb-Space in Y-axis=450mm & Over)		
PFH2:3:Y825	938100523A00	Triple-use (230mm in X-axis) (M/C Emb-Space in Y-axis=450mm & Over)		
PFH2:2 CE	938600123A00	Twin-use for TCMX-(MIX) (M/C Emb-Space in Y-axis=450mm & Over)		

Spider Net Frame Holder (Tubular Type) : PFH-C

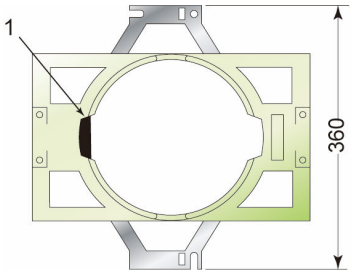

Spider Net Frame Holder (Tubular Type) : PFH-C				
Item No.	Part No.	Remarks		
PFH - C	BF1226000360	For Tubular Spec. (360mm in X-axis)		

No.	Description	Parts No.	(L)		
1	Neo-sponge A	FHBE001A0000	-		

Spider Net Frame

Spider Net Frame : SPFHA



SPFHA:70



SPFHA:90

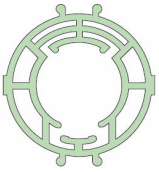

SPFHA:120

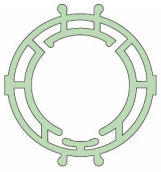

SPFHA:150

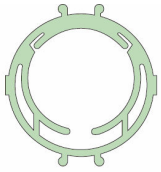

SPFHA:180

Spider Net Frame : SPFHA				
Item No.	Part No.	Outer Sizes		
SPFHA:70	938300100000	223		
SPFHA:90	938300200000	223		
SPFHA:120	938300300000	223		
SPFHA:150	938300400000	223		
SPFHA:180	938300500000	223		

Spider Net Frame : SPFH1



SPFH1:70

SPFH1:90

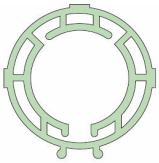

SPFH1:120

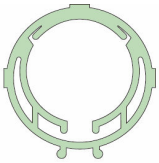

SPFH1:150

Spider Net Frame : SPFH1				
Item No.	Part No.	Outer Sizes		
SPFH1:70	938400120000	193		
SPFH1:90	938400220000	193		
SPFH1:120	938400320000	193		
SPFH1:150	938400420000	193		

Plastic Frame

Plastic Frame : SPF

Plastic Frame : SPF & SPF2

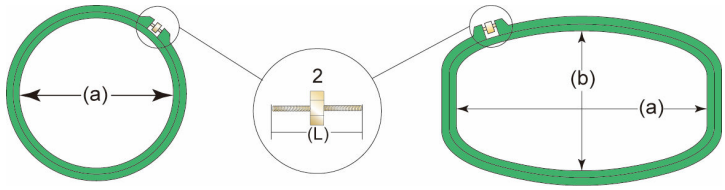

Plastic Frame : SPF						
Item No.	Part No.	Outer Sizes	Inner Sizes (a)	Inner Height (mm)		
SPF:70	931300100A11	78	62	10		
SPF:90	931300200A11	99	82	10		
SPF:120	931300300A11	129	112	10		
SPF:150	931300400A11	162	140	10		
SPF:180	931300500A11	194	170	10		
SPF:210	931300600A11	224	200	10		

Plastic Frame : SPF & SPF2						
Item No.	Part No.	Outer Sizes	Inner Sizes (a) X (b)	Inner Height (mm)		
SPF:395*325	931401000A11	394 x 324	360 x 290	10		
SPF:450*395	931401300A12	478 x 398	435 x 361	10		

No.	Description	Parts No.	(L)		
2	Frame adjusting screw	511J35020000	19		
2	Frame adjusting screw	511J35030000	21		
2	Frame adjusting screw	511J35010000	23		
2	Frame adjusting screw	511J35040000	27		

Plastic Frame : SIPF

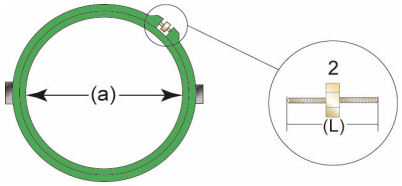

Plastic Frame : SIPF						
Item No.	Part No.	Outer Sizes	Inner Sizes (a)	Inner Height (mm)		
SIPF:250	931100700A11	270	240	10		
SIPF:300	931100800A11	332	293	10		

Plastic Frame

Plastic Frame : SIPF

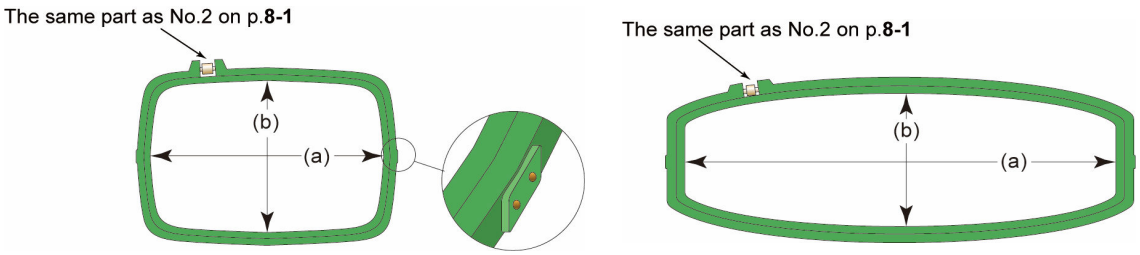

Plastic Frame : SIPF2

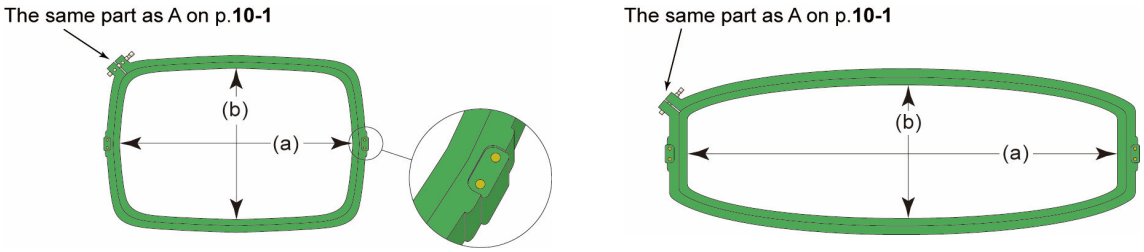

Plastic Frame : SIPF & SIPF2						
Item No.	Part No.	Outer Sizes	Inner Sizes (a) x (b)	Inner Height (mm)		
SIPF2:240*240	931204300A11	268 x 256	228 x 228	10		
SIPF2:200*300	931204200A11	347 x 225	308 x 196	10		
SIPF2:240*300	931203300A11	347 x 264	309 x 236	10		
SIPF2:300*300	931203400A11	347 x 338	310 x 310	10		
SIPF2:335*453	931200700A12	337 x 455	300 x 423	21		
SIPF2:340*310	931200800A12	350 x 311	304 x 275	21		
SIPF2:413*239	931200900A12	420 x 232	378 x 209	21		
SIPF2:413*467	931201200A12	417 x 467	380 x 435	21		
SIPF2:475*192	931203500A12	478 x 192	432 x 158	10		
SIPF2:450*230	931203600A12	478 x 225	435 x 191	10		
SIPF2:475*270	931203700A12	478 x 270	435 x 236	10		
SIPF2:475*320	931203800A12	478 x 317	435 x 286	10		
SIPF2:475*395	931203900A12	478 x 398	435 x 361	10		
SIPF2:475*410	931201900A12	480 x 416	439 x 379	21		
SIPF2:480*451 CE	931202100A12	479 x 448	439 x 419	14		
SIPF2:480*451	931202100A12	480 x 451	439 x 419	14		
SIPF2:480*481	931202200A12	480 x 481	439 x 449	20		
SIPF2:575*480	931202500A12	582 x 487	539 x 449	21		
SIPF2:710*270	931202600A12	711 x 268	660 x 232	21		
SIPF2:710*325	931204400A12	711 x 325	660 x 290	18		
SIPF2:710*355	931204500A12	711 x 355	660 x 315	18		
SIPF2:710*395	931202800A12	711 x 390	660 x 357	21		
SIPF2:710*395	931202900A12	708 x 395	660 x 357	14		
SIPF2:710*455	931203000A12	713 x 450	660 x 417	21		
SIPF2:710*455 CE	931203100A12	713 x 450	660 x 417	14		
SIPF2:710*545	931203200A12	712 x 542	660 x 504	21		
SIPF2:710*545 CE	931204000A12	712 x 542	660 x 504	14		

Aluminium Square Frame

Aluminium Square Frame with Arm Holders : SBGA-OOxOO

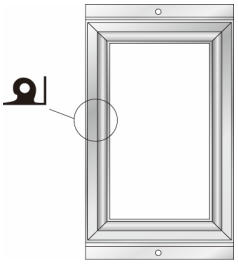

Aluminium Square Frame with Arm Holders : SBGA-OOxOO					
Item No.	Part No.	M/C Emb-space (Y) x (X)			
SBGA - OO x OO		~ 850	x	~ 500	
SBGA - OO x OO		950 ~	x	~ 500	
SBGA - OO x OO		ALL	x	501 ~	

Aluminium Square Frame Magnet Type : SBGM(3A)-OOxOO

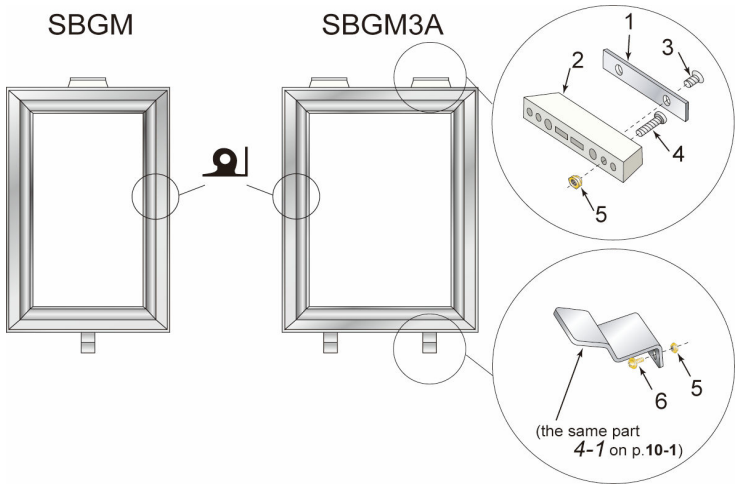

Aluminium Square Frame Magnet Type : SBGM(3A)-OOxOO					
Item No.	Part No.	M/C Emb-space (Y) x (X)			
SBGM - OO x OO Magnet Type with Arm		~ 850	x	~ 499	
SBGM - OO x OO Magnet Type with Arm		950 ~	x	~ 499	
SBGM3A - OO x OO Magnet Type with Arm		ALL	x	500 ~	

No.	Description	Part No.	Remarks		
1	Base Plate :Cradle A	930900500000			
2	Plate Base :One Touch Frame	932300600011			
3	Countersunk Head Screw :M3*6	S150030601MZ			
4	Pan Head Screw :M3*10	S160031002SD			
5	Screw Ring :Square Frame	0G5400120012			
6	Screw with Washer :M3*6	S660030601MZ			

Note1 : Outer size of aluminium square frame = **M/C Emb-space (Y) x (X)**
Inner size of aluminium square frame = **(Y)** -28mm
(X) -54mm

Note2 : About SBFL(2A)-OOxOO Aluminium Square Frame L-Type and Clip for it, see the former FRAMES LIST (2001.03).

Note3 : As for the magnet type Aluminium square frame with X-emb.space more than 500mm, 3A type is always applied, irrespective of Y-emb. Space.

Aluminium Square Frame

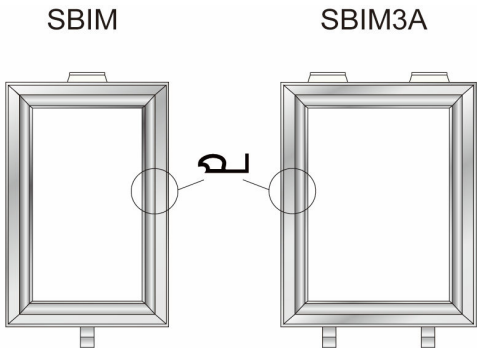

Aluminium Square Frame Magnet Type : SBIM(3A)-OOxOO						
Item No.		Part No.	M/C Emb-space (Y) x (X)			
SBIM	- OO x OO Magnet Type with Arm		~ 850	x	~ 499	
SBIM	- OO x OO Magnet Type with Arm		950 ~	x	~ 499	
SBIM3A	- OO x OO Magnet Type with Arm		ALL	x	500 ~	

Note1 : Outer size of aluminium square frame = **M/C Emb-space (Y) x (X)**
Inner size of aluminium square frame = **(Y)** -28mm
(X) -54mm

Note2 : About SBFL(2A)-OOxOO Aluminium Square Frame L-Type and Clip for it, see the former FRAMES LIST (2001.03).

Note3 : As for the magnet type Aluminium square frame with X-emb.space more than 500mm, 3A type is always applied, irrespective of Y-emb. Space.

Aluminium Square Frame

AMOUNT OF CLIPS USED FOR AN ALUMINIUM SQUARE FRAME

0G052015****

Emb. Space - 34 = Inner size (mm)

Y-axis Emb. space	Clip														
	100	150	162	170	180	200	210	220	230	250	260	270	280	290	300
680							4	2							
750							2			4					
800								2				4			
850												6			
900											2				4
950								2	6						
1000							2			6					
1100								2					6		
1200											2				6
1500											2				8

Emb. Space - 60 = Inner size (mm)

X-axis Emb. space	Clip														
	100	150	162	170	180	200	210	220	230	250	260	270	280	290	300
240					2										
275							2								
300									2						
330												2			
345													2		
360															2
400				4											
450					2	2									
480							4								
500								4							
550									2		2				
570							2								2
600									2						2
615												4			
645														4	
660															4
680															4
700							4	2							
750									6						
800									2	4					
900													6		

AMOUNT OF CLIPS USED FOR AN ALUMINIUM SQUARE FRAME

0G052015****

For TCMX

Emb. Space - 4 = Inner size (mm)

Y-axis Emb. space	Clip														
	100	150	162	170	180	200	210	220	230	250	260	270	280	290	300
680								4	2						
750								4							2
800								2				2			2
850													6		
900														2	4
950							4	2							2
1000									6						2
1100								2				2			4
1200														2	6

* X-axis emb. Space for TCMX is same manner as for the other models.

One Touch Frame

One-Touch Frame : OFAM

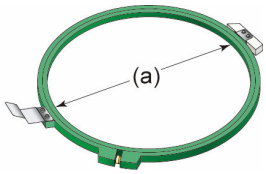

One-Touch Frame : OFAM

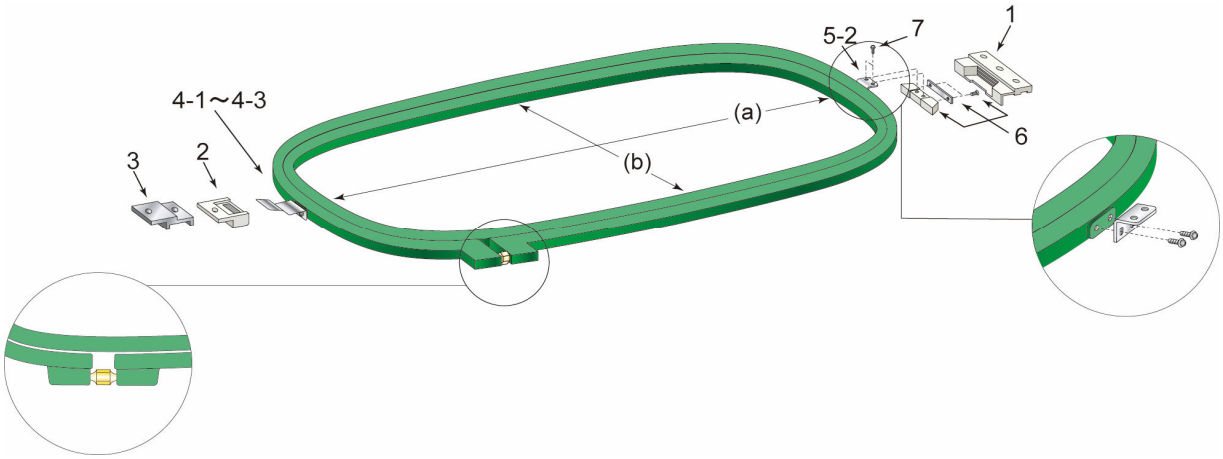

One-Touch Frame : OFAM2

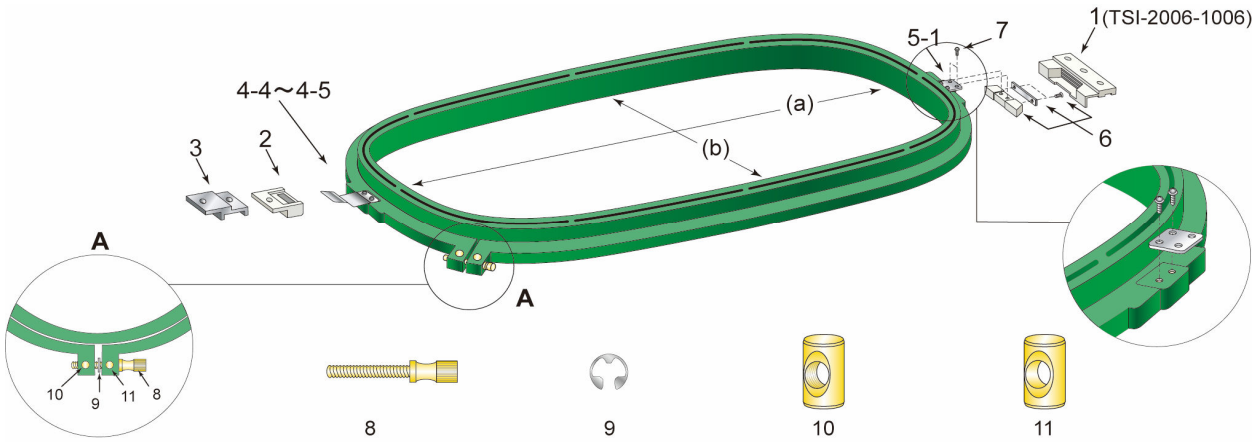

Frame Arm A / B / D

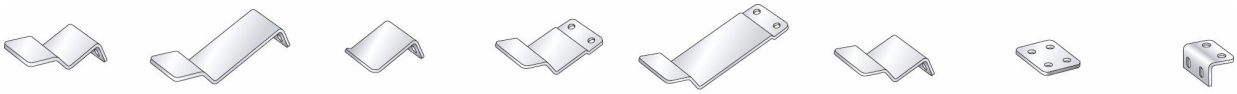

4-1	4-2	4-3	4-4	4-5	4-6	5-1	5-2
(A)	(A)	(D)	(A)	(A)	(D)	(B)	(B)

One Touch Frame

One-Touch Frame : OFAM						
Item No.	**Part No.**	**Outer Sizes**	**Inner Sizes (a)**	**Inner Height (mm)**		
OFAM:250	932100700A11	270	240	10		
OFAM:300	932100800A11	332	293	10		

One-Touch Frame : OFAM & OFAM2						
Item No.	**Part No.**	**Outer Sizes**	**Inner Sizes(a)x(b)**	**Inner Height (mm)**		
OFAM2:240*240	932203700A11	268 x 256	228 x 228	10		
OFAM2:200*300	932203600A11	225 x 347	196 x 308	10		
OFAM2:240*300	932202700A11	264 x 347	236 x 309	10		
OFAM2:300*300	932202800A11	347 x 338	310 x 310	10		
OFAM2:413*342	932201000A12	417 x 467	380 x 314	10		
OFAM2:450*230	932203000A12	478 x 225	435 x 191	10		
OFAM2:475*270	932203100A12	478 x 270	435 x 236	10		
OFAM2:475*320	932203200A12	478 x 317	435 x 286	10		
OFAM2:475*395	932203300A12	478 x 398	435 x 361	10		
OFAM2:480*451	932201900A12	479 x 448	439 x 419	14		
OFAM2:480*481	932202000A12	479 x 480	439 x 449	14		
OFAM2:480*481CE	932600800A12	480×451	439×419	14		
OFAM2:575*410	932202100A12	584 x 415	539 x 379	21		
OFAM2:575*480	932202200A12	582 x 487	539 x 449	21		
OFAM2:710*270	932202300A12	711 x 268	660 x 232	21		
OFAM2:710*325	932203400A12	711 x 325	660 x 290	18		
OFAM2:710*355	932203500A12	711 x 355	660 x 315	18		
OFAM2:710*395	932202400A12	711 x 390	660 x 357	21		
OFAM2:710*455	932202500A12	713 x 450	660 x 417	21		
OFAM2:710*455 CE	932601200A12	713 x 450	660 x 417	14		
OFAM2:710*545	932202600A12	712 x 542	664 x 504	21		
OFAM2:710*545 CE	932601300A12	712 x 542	664 x 504	14		

Price of OFAM For TFMX-C / TCMX : please contact us when you place an order.

No.	Description	Part No.	Remarks		
1	Cradle A	930900810S11	With Magnet & Spacer		
2	Cradle B	930901200S11	With Magnet		
3	Spacer For TCMX Series	OFA201700000			
4-1	Frame Arm A	932300500013	For inner height: 10 mm		
4-2	Frame Arm A For TCMX	OFA2109000CE	For inner height: 10 mm		
4-3	Frame Arm D For TFMX-C	932300800011			
4-4	Frame Arm A	932300200013	For inner height:14 / 18 / 21 mm		
4-5	Frame Arm A For TCMX	932300400013	For inner height:14mm		
4-6	Frame Arm D	932300700011			
5-1	Frame Arm B	932300300012	For inner height:14 / 18 / 21 mm		
5-2	Frame Arm B	932300900011	For inner height:10 mm		
6	Frame Attaching Base Set	930901500A11			
7	Attaching Base Set Screw	S130030602SD	M3 x 6		
8	Adjusting Bolt (L)=51mm	511D04060012			
9	E-ring	611100060000	3mm		
10	Fixture A	933A00200022			
11	Fixture B	933A00300022			

Sock Frame Goods

Sock Frame Sash with Cradle of Plate Spring Type : SSE-(A) {TFGNII/TEMX-C}

Twin frame / single-use

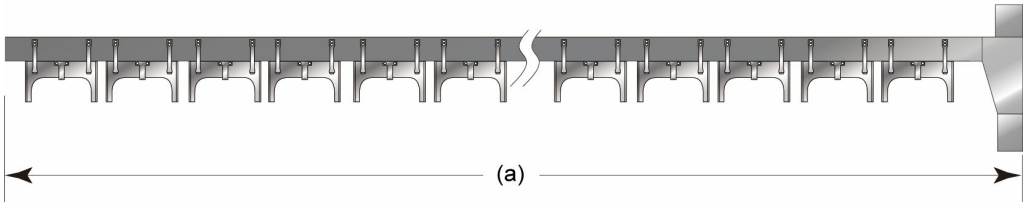

Single frame / double-use

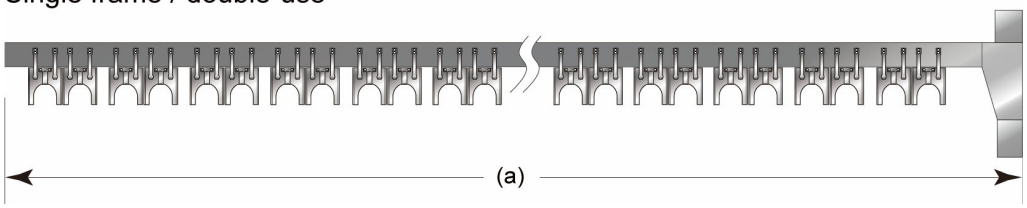

Sock Frame Sash with Cradle of Plate Spring Type : SSE-(A) {TFGNII/TEMX-C} * <Twin Frame / single-use>		
(a)		
~ 3,000		
3,001 ~ 4,000		
4,001 ~ 5,000		
5,001 ~ 6,000		
6,001 ~ 7,000		

<Single Frame / double-use>		
(a)		
~ 3,000		
3,001 ~ 4,000		
4,001 ~ 5,000		
5,001 ~ 6,000		
6,001 ~ 7,000		

< Example >
>TFGNII : SSE- OO/P
(a) = P x (H - 1) + 520
>TEMX-C : SSE-A OO/P
(a) = P x (H - 1) + 865.5

P : Head Interval H : Number of Heads

Sock Frame Sash with cradle of Plate Spring Type {TFMX-II(C)##** / TFMX-C} *			
Item No.	Item No.		
TFMX-II(C) ##02	Base Sash with spring cradle SHB-2 x 2		
##04	Base Sash with spring cradle SHB-2 x 4 (M/C Emb-space (X)=360&500mm)		
##06	Base Sash with spring cradle SHB-2 x 6		
##08	Base Sash with spring cradle SHB-2 x 8		
TFMX-C ##01 (Twin)	Base Sash with spring cradle SHB-1 x 2 (M/C Emb-space (Y)=280/360mm) [334100010A00]		
##01 (Single)	Base Sash with spring cradle SHB-2 x 2 (M/C Emb-space (Y)=280/360mm) [334100020A00]		

Sock Frame Sash for Tubular Goods Frame (SST)

SOCK FRAME :FOR TUBULAR GOODS FRAME[A]			
Item No.	Item No.		
936700100A00	Installed possible to Tubular Arm for Uni-Type (TUS, TUS2) for 360mm in X-axis.		

Note : As for the items with *, please specify Model Name & M/No. when you place an order.

Sock Frame Goods

Sock Frame : SHE-O(A)



1 set of Twin Frame
SHE-1 (Adult-use)
SHE-2 (Child-use)

1 set of Single Frame
SHE-1A (Adult-use)
SHE-2A (Child-use)

Sock Frame : SHE-O(A)				
Item No.	Part No.	(b)		
SHE-1A	936100100T00	61		
SHE-2A	936100400T00	51		
SHE-1	936100300T00	61		
SHE-2	936100600T00	51		

Sock Gauge : SGE-O

SGE-1 (Adult-use)
SGE-2 (Child-use)

Note : This gauge applies to both types of Double-use and Single-use.

Sock Gauge : SGE-O				
Item No.	Part No.	(b)		
SGE-1	936500200A00	71		
SGE-2	936500100000	61		

Cradle : SHB-O

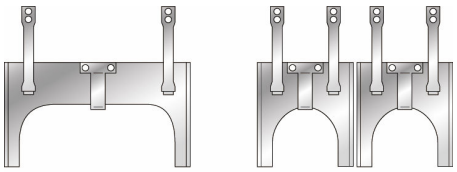

SHB-1 SHB-2

Cradle : SHB-O				
Item No.	Part No.	Remarks		
SHB-1	936200100T00	Including Spacers, Rollers, Plate, Springs and Screws.		
SHB-2	936200200T00			

Note : As for the items with *, please specify Model Name & M/No. when you place an order.

Tubular Frame Goods

Tubular Arm for Uni-Type : TSU-OOOD

Tubular Arm for Uni-Type : TSU2-OOO

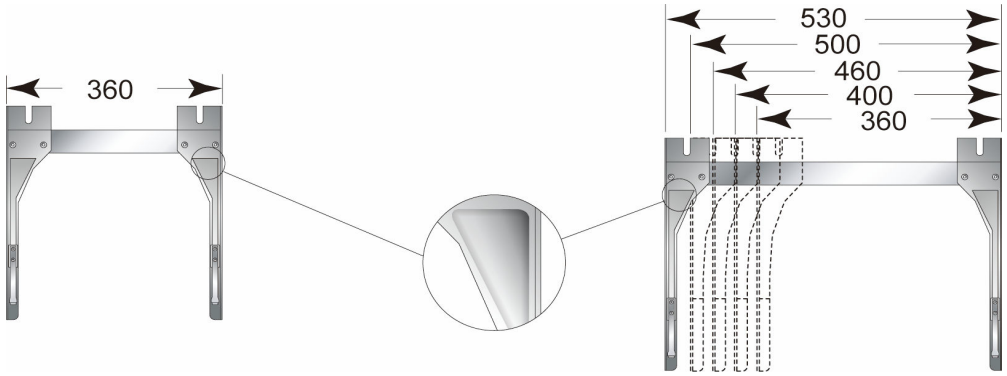

Tubular Arm for Uni-Type : TSU-OOOD {TEMX-C} M/C Emb-space (Y) =360mm *					
Item No.		Part No.	Remarks		
TSU	- 360D	UG7060000000			

Tubular Arm for Uni-Type : TSU2-OOO {TFGNII-C/TFMX-IIC} M/C Emb-space (Y)=450mm *					
Item No.		Part No.	Remarks		
TSU2	- 360	UG7050000011			
	- 400	UG7050000311			
	- 460	UG7050000211			
	- 500	UG7050000111			
	- 530	UG7050000411			

As for the items with * , Please specify Model Name & M/No. when you place an order.

Tubular Base Gauge : TGH2-O

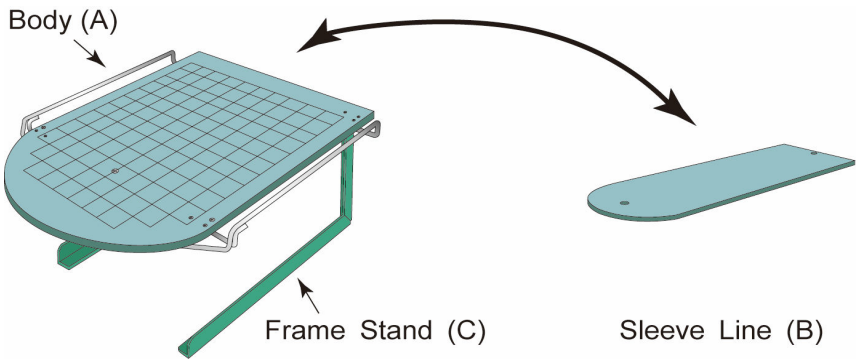

Tubular Base Gauge : TGH2-O					
Item No.		Part No.	Description		
TGH2	- 1	UG4100000011	Gauge Body / Set Price (A+B+C)		
TGH2	- 2	UG4100000111	Gauge Body / Set Price (A+B+C)		
TGH2	- for TWMX-C	UG4100000411	Gauge Body / Set Price (A+B+C)		

TGH2-1 : X=275, 360, 400, 460mm
TGH2-2 : X=500mm~

Tubular Frame Goods

Tubular Gauge : TG

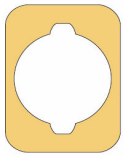

Type-A

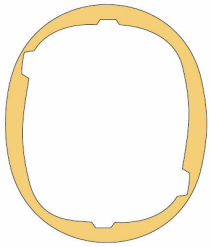

Type-B

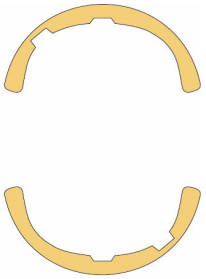

Type-C

Tubular Gauge : TG					
Type	**Item No.**	**Part No.**	**Description**		
A	TG - 70	933300100000			
	- 90	933300200000			
	- 120	933300300000			
	- 150	933300400000			
	- 180	933300500000			
	- 210	933300600000			
B	TG - 200×115	933300700000			
	- 240×240	933300800000			
	- 260×335	933300900011			
	- 335×335	933301000011			
	- 335×329	933301100000			
	- 340×310	933301300011			
	- 335×453	933301200000			
	- 413×239	933301500000			
	- 413×342	933301600000			
	- 450×230	933301800000			
	- 475×320	933301900000			
	- 450×395	933302000000			
	- 475×310	933302500000			
C	TG - 413×467	933301700000			
	- 475×410	933302600000			
	- 475×450	933302700000			
	- 475×480	933302800000			
	- 575×410	933302900000			

Tubular Frame Goods

Tubular Goods Frame : TFA

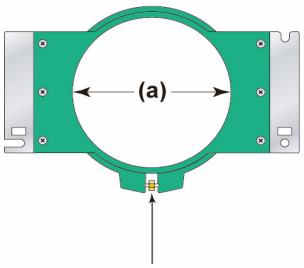

The same part as No.2 on p.**8-1**

Tubular Goods Frame : TFA : 360P						
Item No.	Part No.	Description	Inner Size (a)	Inner Height (mm)		
TFA:70	933100239A13		58	21		
TFA:90	933100439A13		78	21		
TFA:120	933100639A13		110	21		
TFA:150	933100839A13		136	21		
TFA:180	933101039A13		166	21		
TFA:210	933101239A13		196	21		

Tubular Frame Goods

Tubular Goods Frame : TFA & TFA2

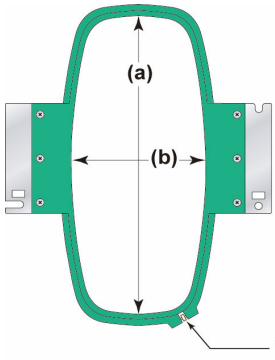

The same part as No.2 on p.8-1

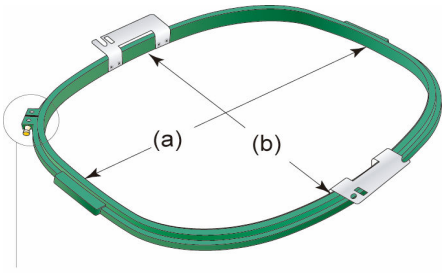

The same parts as A on p.**10-1**

Tubular Goods Frame : TFA & TFA2						
Item No.	**Part No.**	**M/C Emb-Space (X)**	**Inner Size(a) × (b)**	**Inner Height (mm)**		
TFA :210*120	933200239A23	360	190 x 102	21		
TFA :255*160	933204939A11	360	240 x 143	10		
TFA :255*255	933200339A23	360	228 x 228	21		
TFA :260*335	933200539A22	360	236 x 309	10		
TFA2:335*453	933203450A12	500	300 x 423	21		
TFA2:338*338	933206700A00	360	310 x 310	10		
TFA :395*325	933203639A11	360	360 x 290	10		
TFA2:413*239	933203939A12	360	378 x 209	21		
TFA2:413*342	933204439A12	360	380 x 314	10		
TFA2:413*467	933204750A12	500	380 x 435	21		
TFA2:610*625	933206500A11		580 x 600	21		

Note : Please see TSI-2012-1008 as for maximum size of frame for single head machine.

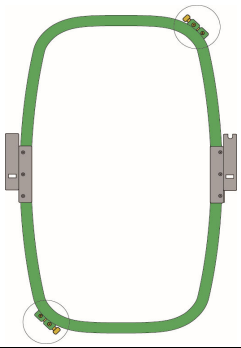

Tubular Goods Frame : TFA2						
Item No.	**Part No.**	**M/C Emb-Space (X)**	**Inner Size(a) × (b)**	**Inner Height (mm)**		
TFA2:510*450 *1	933206100A13	500・520	480 x 419	21		
TFA2:510*310 *2	933206200A11	360・400	480 x 279	21		
TFA2:410*555 *3	933206300A12	500	379 x 525	21		

*1 This frame is for TFGN-C(500P),TFMX-C(500P),TFMX-2C(500P),TFMX-C single head(520P)

*2 This frame is for TFGN-C(360・400P),TFMX-2C(360P)

*3 This frame is for TEJT2-C,TEMX-C single head

Please see TTI-3762 for the details.

Tubular Goods Frames Application List

TFA	Internal Dimention (mm)	TEMX-C Multi head		TFMX-ⅡC		TFGN-C/TFMX-C					TFMX-C (Single head)	TMBP/ TMBR (Single head)	TEJTⅡ-C (NEO)	TWMX-C (WIDE)	INNER HEIGHT (mm)	Type of Arm
		360	500	360	500	360	400	460	500	530	520	500	500	600		
TFA:70	58	O	O	O	O	O	O	O	O	O	O	O	O	O	21	A
TFA:90	78	O	O	O	O	O	O	O	O	O	O	O	O	O	21	A
TFA:120	108	O	O	O	O	O	O	O	O	O	O	O	O	O	21	A
TFA:150	136	O	O	O	O	O	O	O	O	O	O	O	O	O	21	A
TFA:180	166	O	O	O	O	O	O	O	O	O	O	O	O	O	21	A
TFA:210	196	O	O	O	O	O	O	O	O	O	O	O	O	O	21	A
TFA:200*115	190X102	O	O	O	O	O	O	O	O	O	O	O	O	O	21	A
TFA2:240*240	228X228	O	O	O	O	O	O	O	O	O	O	O	O	O	21(360) 10(275)	A(360) B(275)
TFA:260*335	236X309	O	O	O	O	O	O	O	O	O	O	O	O	O	10	B
TFA:335*335	310X310	O	O	O	O	O	O	O	O	O	O	O	O	O	10	B
TFA:310*380	290X360	×	×	×	O	×	×	O	O	O	×	×	×	×	10	B
TFA2:335*329	300X299	O	O	O	O	O	O	O	O	O	O	O	O	O	21	C
TFA2:340*310	304X275	O	O	O	O	O	O	O	O	O	O	O	O	O	21	A
TFA:380*310	360X290	O	O	O	O	O	O	O	O	O	O	O	O	O	10	B
TFA2:335*453	300X423	×	O	×	O	×	×	×	O	O	O	O	O	O	21	C
TFA:320*450	284X435	×	O	×	O	×	×	×	O	O	O	O	O	O	10	B
TFA2:413*239	378X209	O	O	O	O	O	O	O	O	O	O	O	O	O	21	C
TFA2:413*342	380X314	O	O	O	O	O	O	O	O	O	O	O	O	O	10	B
TFA2:413*467	380x435	×	O	×	O	×	×	×	O	O	O	O	O	O	21	C
TFA:395*450	357x412	×	O	×	O	×	×	×	O	O	O	O	O	O	10	B
TFA2:410*575	379X539	×	×	×	×	×	×	×	×	×	O	O	O	O	21	C
TFA:450*230	435X185	×	×	×	×	×	×	×	×	×	×	×	×	×	10	B
TFA:450*320	435x284	×	×	O	O	O	O	O	O	O	O	×	×	O	10	B
TFA:450*395	412x357	×	×	×	O	×	×	O	O	O	×	×	×	×	10	B
TFA2:475*410	439x379	×	×	×	O	×	×	O	O	O	×	×	×	×	21	A
TFA2:480*451	439x419	×	×	×	O	×	×	×	O	O	O	×	×	O	21	A
TFA2:480*481	439X449	×	×	×	×	×	×	×	×	O	×	×	×	×	21	A
TFA2:475*310	439X279	×	×	O	O	O	O	O	O	O	O	×	×	O	21	A
TFA2:510*310	480X279	×	×	O	O	O	O	O	O	O	O	×	×	O	21	A
TFA2:510*450	480X419	×	×	×	O	×	×	×	O	O	O	×	×	O	21	A
TFA2:410*555	379X525	×	×	×	×	×	×	×	×	×	O	×	O	O	21	A
TFA2:610*625	580X595	×	×	×	×	×	×	×	×	×	×	×	×	O	21	A
Holder Base		360 Fixed	360 500	360 Fixed	360 460 500	360 Fixed	360 400	360 460	360 460 500	360 460 500 530	360 500	360 500	360 500	360 500 680		

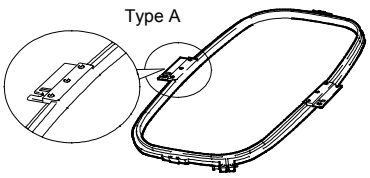

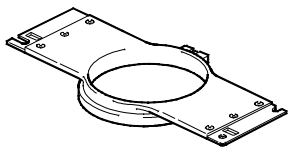

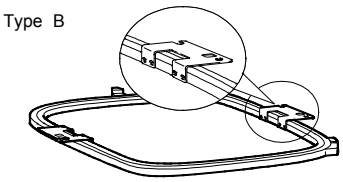

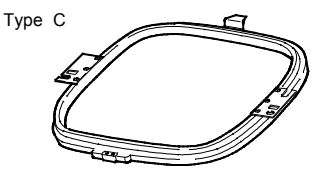

Auto Clamp Frame

Auto Clamp Frame : ACFA-OOO x OOO

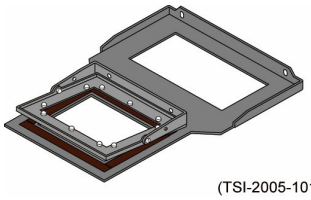

(TSI-2005-1019AD/1034)

Auto Clamp Frame : ACFA-OOO x OOO					
Item No.		Part No.	Inner Sizes		
ACFA - 40 x 80		931000100T00	40 x 80		
- 60 x 80		931000110T00	60 x 80		
- 80 x 120		931000120T00	80 x 120		
- 100 x 150		931000130T00	100 x 150		
- 150 x 180		931000140T00	150 x 180		

Big Size Auto Clamp Frame : ACCA-210 x 280 Slide Set : ACGA-360/450

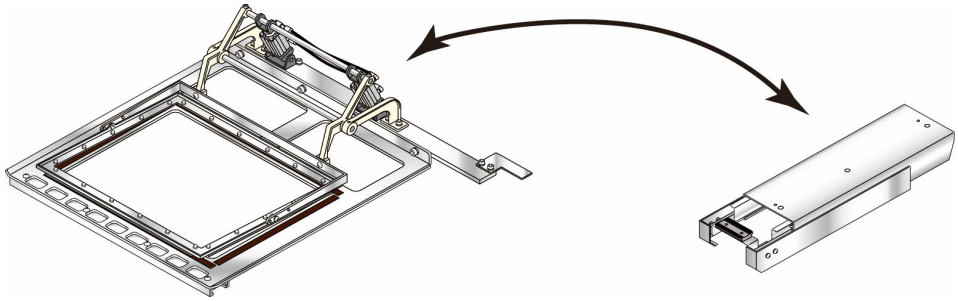

Big Size Auto Clamp Frame : ACCA-210 x 280					
Item No.		Part No.	Inner Sizes		
ACCA - 210 x 280		ZSA202000000	210 x 280		

Slide Set : ACGA-360/450					
Item No.		Part No.	Model		
ACGA - 360		ZSA204000000	TEJTII-C##01		
ACGA - 450		ZSA203000000	TFMX-C##01		

Big Size Auto Clamp Frame Set : ACCU				
Item No.	Part No.	Remarks		
ACCU		Set of ACCA, ACGA and other parts		

Cap Frame Goods

Drive Ring For Cap Frame : BGWU / BGWB

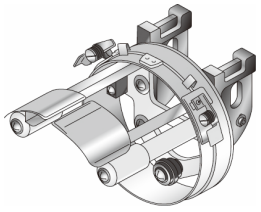

Drive Ring For Cap Frame : BGWU / BGWB				
Item No.	Part No.	Remarks		
BGWU	934200500A00	For Uni-Type TCW-360/300		
BGWB	934200400A12	For Uni-Type TCW-300B (Baby)		

Cap Frame Base For Uni-Type : BWU-02 {TFGNII-C/TFMX-IIC/ TMAR-KC}

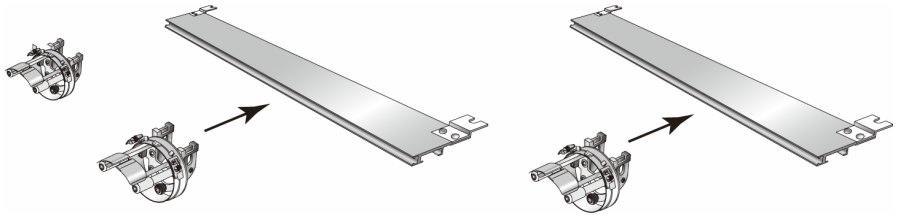

Cap Frame Base For Uni-Type : BWU-02 {TFGNII-C/TFMX-IIC/ TMAR-KC}					
Item No.		Part No.	Remarks		
BWU	- 02	999999999999	Emb-space (X)=360mm, 2 heads in a pair		
	- 02	999999999999	Emb-space (X)=400mm, 2 heads in a pair		
	- 02	999999999999	Emb-space (X)=460mm, 2 heads in a pair		
	- 02	999999999999	Emb-space (X)=500mm, 2 heads in a pair		

Cap Frame Base For Uni-Type : BWU-01 {TFGNII-C/TEMX-C (Multi-head)}					
BWU	- 01	999999999999	Emb-space (X)=360mm, for 1 Head Type		

Cap Frame Base For Uni-Type : BWUX-01 {TFMX-C##01}					
Item No.		Part No.	Remarks		
BWUX	- 01	999999999999	Emb-space (X)=520mm, for Single-head machine		

Cap Frame Set for Small Diameter Cylinder {TMAR-KC TYPE-2/TMBP/TMBR##01}

Cap Frame Set for Small Diameter Cylinder {TMAR-KC TYPE-2}				
Item No.	Part No.	Remarks		
CAP FRAME :SMALL NUMBERED HEAD[A]	0G4320150A00			

Cap Frame Set for Small Diameter Cylinder {TMBP/TMBR##01}				
Item No.	Part No.	Remarks		
CAP FRAME :SINGLE HEAD[A]	0G4320140A01			

Cap Frame Setting Gauge : CGWR-3OO

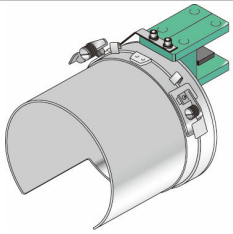

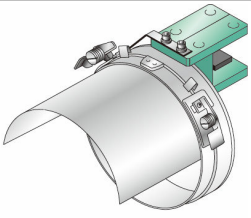

Cap Frame Setting Gauge : CGWR-3OO					
Item No.		Part No.	Remarks		
CGWR	- 360	934300100A12	For TCW-360/300		
	- 300	934300200A01	For TCW-300B		
	- 180	934300300A12	For TCW-180/180R		

Cap Frame Gauge Ring B : CGWR-OOOB



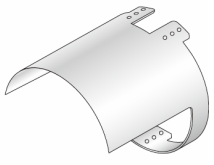

Cap Frame Gauge Ring B : CGWR-OOOB					
Item No.		Part No.	Remarks		
CGWR	- 180B	0G4160140011	For Semi-Wide Cap		
	- 300B/360B	0G4160130011	For Wide Cap		

Cap Frame Goods

Wide Cap Frame (II / III) : TCW-OOO(B)

Wide Cap Frame (II / III) : TCW-OOO(B)						
Item No.		Part No.	Remarks	M/C Emb-Space (Y) x (X)		
TCW - 360		934100100A22	Wide Cap (Adult)	75 x 360		
- 300		934100200A44	Wide Cap II (Child)	75 x 300		
- 300B		934100500A33	Wide Cap III (Baby)	75 x 300		

Semi-Wide Cap Frame : TCW-180®

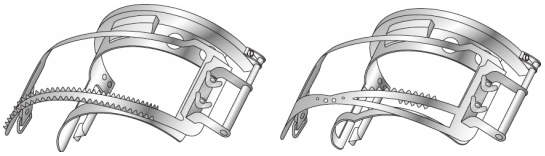

Semi-Wide Cap Frame : TCW-180(R)						
Item No.		Part No.	Remarks	M/C Emb-Space (Y) x (X)		
TCW - 180		934100300A11	Semi-Wide Cap	83 x 180		
- 180R		934100400A11	Semi-Wide (R) Cap	83 x 180		

Pocket Frame : TPF {TFMX-C /TEJTII-C /TFMX-IIC /TEMX-C /TMBP-SC /TMBR-SC (Single-head)}

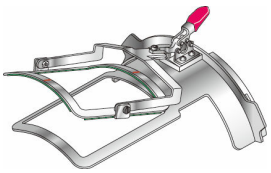

Pocket Frame : TPF {TFMX-C /TEJTII-C /TFMX-IIC /TEMX-C /TMBP-SC /TMBR-SC (Single-head)}					
Item No.		Part No.	Remarks		
TPF - 65x100		934700100A00	For pocket, back and side of caps		
- 100x 75		934700200A00	For pocket, back and side of caps		

Note : Pocket Frame can be installed to the cylinder-type machine if only Cap Frame unit is installable.

Cap Frame Goods

COMPARISON LIST – CAP FRAME

Cap Frame you have with machine	Cap Frame you want to use in addition				
	Wide Cap Frame			Semi-wide Cap Frame	
	TCW-360	TCW-300	TCW-300B	TCW-180	TCW-180R
TCW-360		TCW-300 H x 2pcs.	TCW-300B H x 2pcs. BGWB H x 1pce. CGWR-300B 1pce.	TCW-180 H x 2pcs. CGWR-180B 1pce.	TCW-180R H x 2pcs. CGWR-180B 1pce.
TCW-300	TCW-360 H x 2pcs.		TCW-300B H x 2pcs. BGWB H x 1pce. CGWR-300B 1pce.	TCW-180 H x 2pcs. CGWR-180B 1pce.	TCW-180R H x 2pcs. CGWR-180B 1pce.
TCW-300B	TCW-360 H x 2pcs. BGWU H x 1pce. CGWR-360B 1 pce.	TCW-300 H x 2pcs. BGWU H x 1pce. CGWR-360B 1pce.		TCW-180 H x 2pcs. BGWU H x 1pce. CGWR-180B 1pce.	TCW-180R H x 2pcs. BGWU H x 1pce. CGWR-180B 1pce.
TCW-180	TCW-360 H x 2pcs. CGWR-360B 1pce.	TCW-300 H x 2pcs. CGWR-360B 1pce.	TCW-300B H x 2pcs. BGWB H x 1pce. CGWR-300B 1pce.		TCW-180R H x 2pcs.
TCW-180R	TCW-360 H x 2pcs. CGWR-360B 1pce.	TCW-300 H x 2pcs. CGWR-360B 1pce.	TCW-300B H x 2pcs. BGWB H x 1pce. CGWR-300B 1pce.	TCW-180 H x 2pcs.	

Specification	TCW-360	TCW-300	TCW-300B	TCW-180	TCW-180R
Cap Frame Set for Small Diameter Cylinder{TMAR-KC TYPE-2/TMBP/TMBR##01}	150	150	130	150	150
Cap Frame Set for Small Diameter Cylinder{TMAR-KC TYPE-2}	360	300	300	180	180
Embroidery space in Y	75	75	75	83	83 (at center)

Cap Frame Goods

USE OF CAP FRAMES

Size of cap (circle) in "cm"		52 and over			50 to 56	48 to 56
General Category		Cap for Adult			Cap for Child	Cap for Baby
Type of cap (profile)		High Mount		Normal	Low	Normal
Type of Cap Frame		Semi-wide Cap Frame		Wide Cap Frame		
Components	Cap Frame	TCW-180	TCW-180R	TCW-360	TCW-300	TCW-300B
		Refer to the bottom pictures for details of each frame types.				
	Frame Setting Gauge	CGWR-180 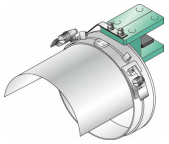		CGWR-360 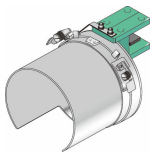		CGWR-300
	Drive Ring	BGWU 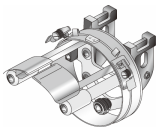				BGWB 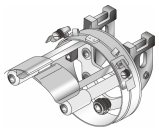
	Cap Frame Base / Uni-Type BWU-02, BWU-01: TFGN-C, TFMX-2C, TEMX-C BWUX-01 : TFMX-C, TEJT-2C	BWU-02 BWU-01 BWU(X)-01 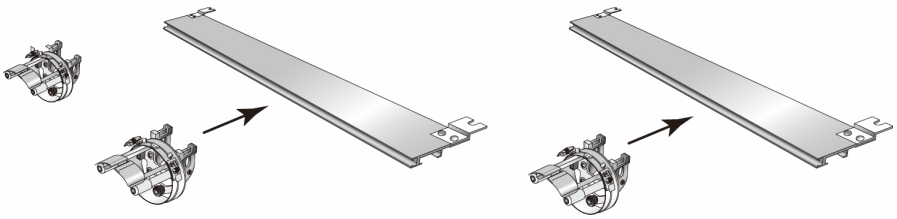				
	Cap Frame Set for Small Diameter Cylinder , CAP FRAME :SMALL NUMBERED HEAD[A] , CAP FRAME :SINGLE HEAD[A], TMAR-KC type2 TMBP-SC/TMBR-SC	BWUS-02 BWUX-02				

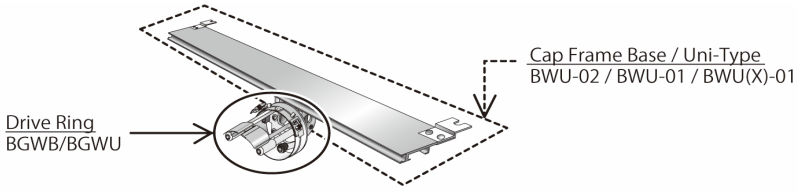

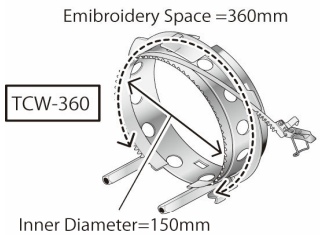

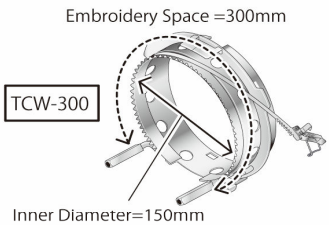

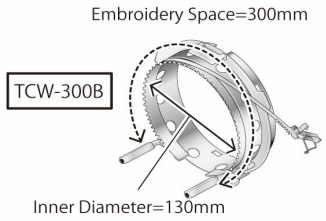

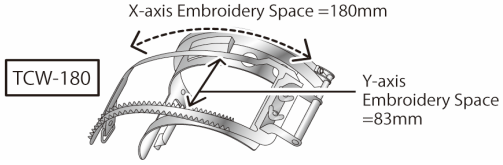

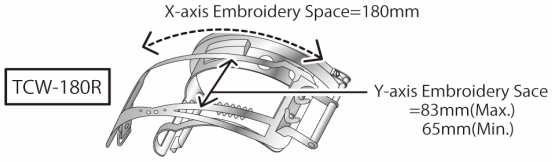

Cylindrical Frame / Gauge & Others for Cylindrical Frame

Drive Ring For Cylindrical Frame : BCF-68



Drive Ring For Cylindrical Frame : BCF-68				
Item No.	Part No.	Remarks		
BCF - 68	935300100A12			

Cylindrical Frame Base For Uni-Type : BCU(X)-OO {TFGNII-C/TEJTII-C/TEMX-C/TFMX-C}

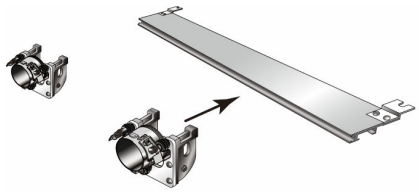

BCU-02

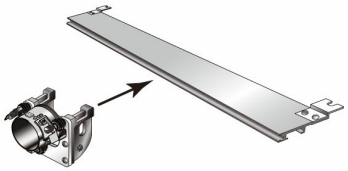

BCU(X)-01

Cylindrical Frame Base For Uni-Type : BCU(X)-OO {TFGNII-C/TEJTII-C/TEMX-C/TFMX-C}				
Item No.	Part No.	Remarks		
BCU - 1 / P		1 Head Type		
- 2 / P		2 Head Type		
BCUX - 1 / 500 / 520		TEJTII-C / TEMX-C / TFMX-C##01		

P : M/C Emb-space (X)

Clamp Type Cylindrical Frame : CNP-68-25

Needle Plate For Cylindrical Frame : CNP-68-25				
Item No.	Part No.	Remarks		
CNP - 68 - 25	050340280S23	Ring-Style Needle Plate with a 2.5mm dia. hole.		

Note : As for the items with *, please specify Model Name & M/No. when you place an order.

Cylindrical Frame / Gauge & Others for Cylindrical Frame

Clamp Type Cylindrical Frame : CFCM-68

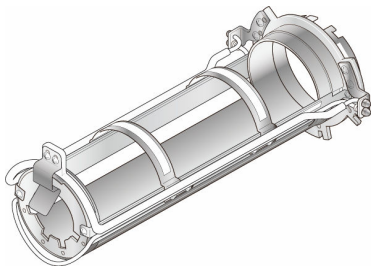

Clamp Type Cylindrical Frame : CFCM-68				
Item No.	Part No.	M/C Emb-Space (Y) x (X)		
CFCM - 68	935100100A12	170 x 60		

Clip Type Cylindrical Frame : CFCP-68

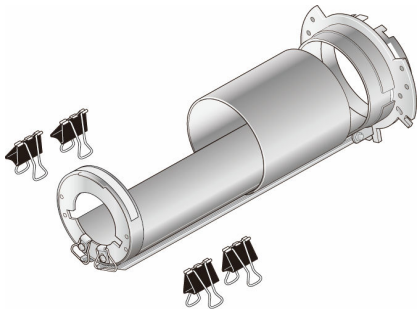

Clip Type Cylindrical Frame : CFCP-68				
Item No.	Part No.	M/C Emb-Space (Y) x (X)		
CFCP - 68	935200100A11	100/75 x 140		

Gauge For Cylindrical Frame : CGF-68

Gauge For Cylindrical Frame : CGF-68				
Item No.	Part No.	Remarks		
CGF - 68	UG4000000012			

Note : As for the items with *, please specify Model Name & M/No. when you place an order.

Clips

Border Frame Clip : BFF8-COO

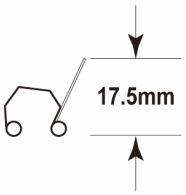

*Note: This clip BFF8-C applies to “BFF3” & “BFU3” border frame.

Border Frame Clip : BFF8-COO						
Item No.		Length	Part No.	Remarks		
BFF8	- C22	220	0G0520218S00			
	- C23	230	0G0520217S00			
	- C27	270	0G0520214S00			
	- C29	290	0G0520212S00			
	- C30	300	0G0520211S00			

Border Frame Clip : BFF4-COO

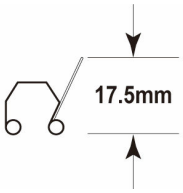

Border Frame Clip : BFF4-COO						
Item No.		Length	Part No.	Remarks		
BFF4	- C22	220	0G0520158023			
	- C27	270	0G0520154023			
	- C29	290	0G0520152023			
	- C30	300	0G0520151023			

Border Frame Clip : BFF4A-COO

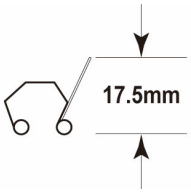

Border Frame Clip : BFF4A-COO						
Item No.		Length	Part No.	Remarks		
BFF4A	- C22	220	0G0520158025			
	- C23	230	0G0520157025			
	- C27	270	0G0520154025			
	- C29	290	0G0520152025			
	- C30	300	0G0520151025			

Clips

Border Frame Clip (with Cover) : BFF6-COO

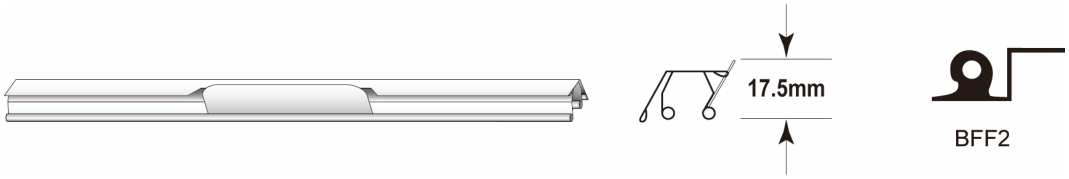

Border Frame Clip (with Cover) : BFF6-COO						
Item No.		Length	Part No.	Remarks		
BFF6	- C22	220	0G0520073044			
	- C23	230	0G0520074044			
	- C27	270	0G0520076044			
	- C29	290	0G0520077044			
	- C30	300	0G0520078044			

Border Frame Clip (with Cover) : BFF7-COO



*Note: This clip BFF7-C is optional for border frame “BFF3” & “BFU3” .

Border Frame Clip (with Cover) : BFF7-COO						
Item No.		Length	Part No.	Remarks		
BFF7	- C22	220	0G0520171A01			
	- C23	230	0G0520172A01			
	- C27	270	0G0520174A01			
	- C29	290	0G0520175A01			
	- C30	300	0G0520176A01			

Border Frame Clip (with Lock) : BFG2-COO



Border Frame Clip (with Lock) : BFG2-COO						
Item No.		Length	Part No.	Remarks		
BFG2	- C22	220	MX0320C20220			
	- C29	290	MX0320C20290			
	- C30	300	MX0320C20300			

Clips

Special Clip (One-touch) : BSC-BOOO

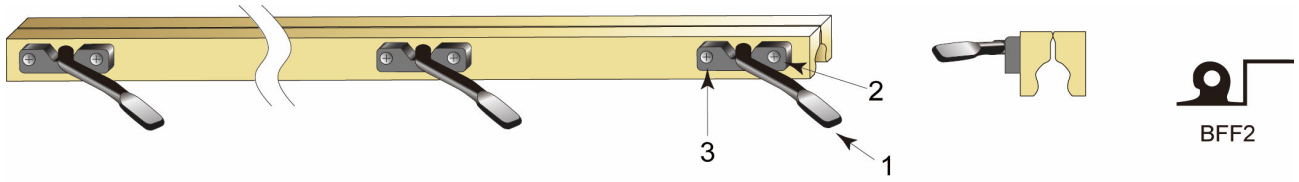

Special Clip (One-touch) : BSC-BOOO						
Item	No.	Length	Part No.	Remarks		
BSC	- B290	290	0G0540040A00			
	- B360	360	0G0540050A00			
	- B420	420	0G0540060A00			
BSC	- B470	470	0G0540070A00			
	- B480	480	0G0540080A00			
	- B500	500	0G0540090A00			
	- B550	550	0G0540100A00			
	- B560	560	0G0540110A00			
	- B570	570	0G0540120A00			
BSC	- B675	675	0G0540130A00			

Special Clip (One-touch) : BSC-B					
No.	Description	Part No.	Remarks		
1	Handle :Border Frame Clip	0G0540010001			
2	Base :Clip Handle	0G0540030000			
3	Countersunk Head Screw :M3*8	S150030801MZ			

Special Clip (One-touch) : BSCA-BOOO

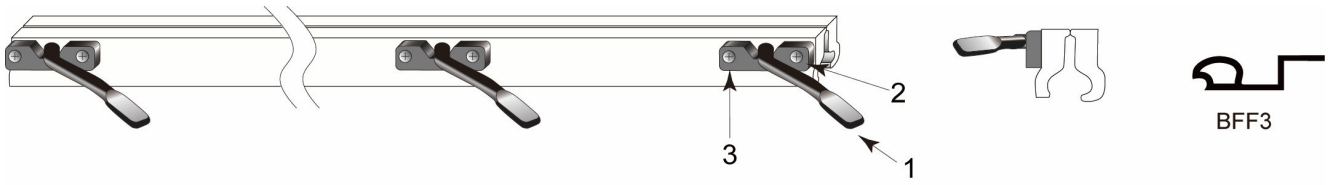

*Note: This special clip BSCA-B applies to “BFF3” & “BFU3” border frame.

Special Clip (One-touch) : BSCA-BOOO						
Item	No.	Length	Part No.	Remarks		
BSCA	- B290	290	0G0571010A02			
	- B360	360	0G0571020A02			
	- B420	420	0G0571030A02			
BSCA	- B470	470	0G0571040A02			
	- B480	480	0G0571050A02			
	- B500	500	0G0571060A02			
	- B550	550	0G0571070A02			
	- B560	560	0G0571080A02			
	- B570	570	0G0571090A02			
BSCA	- B675	675	0G0571100A02			

Special Clip (One-touch) : BSCA-B					
No.	Description	Part No.	Remarks		
1	Handle :Border Frame Clip	0G0571120001			
2	Base :Clip Handle:B	0G0571110001			
3	Countersunk Head Screw :M3*12	S150031201MZ			

Middle supporter / Middle Sash

Middle Supporter : BS-OOO / Middle Supporter L-Type : BSL2-OOO / BSLB-OOO

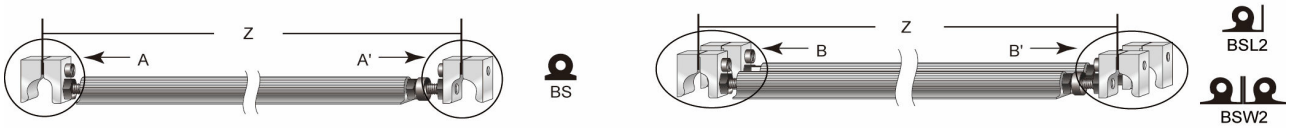

Middle Supporter : BS-OOO / Middle Supporter L-Type : BSL2-OOO / BSLB-OOO					
Item No.		Model	Remarks		
BS	- 450C	TFGNII-(C)	For BFF2 Only		
	- 450D	TCMX-(MIX)			
	- 550C	TFGNII			
	- 680C	TFGNII			
	- 680D	TCMX-(MIX)			
BSL2	- 750	TFGNII/TLMX			
	- 850	TFGNII/TLMX			
BSLB	- 750	TFGNII/TLMX			
	- 850	TFGNII/TLMX			

Item No.		Parts No.	Model	Remarks		
BSLB	- 360[A]	0G0310101A03	TEMX-C	For BFF3 Only		
	- 450[A]	0G0310102A01	TFMX-Ⅱ、TFMX-ⅡC			
	- 550[A]	0G0310104A01	TFGNⅡ			
	- 680[A]	0G0310105A01	TFGNⅡ			
	- 750[A]	0G031010BA01	TCMX			
	- 850[A]	0G0310107A03	TFGNⅡ			
	- 1500[A]	0G031010DA02	TFGNⅡ			
Fastening only (A)+(A')		PartsNo.: 930100600T00				

Middle Supporter Reinforced Type : BSW2-OOOO / BSWB-OOOO

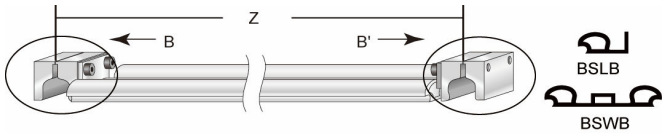

Middle Supporter Reinforced Type : BSW2-OOOO / BSWB-OOOO						
Item No.		Length (Z)	Model	Remarks		
BSW2	- 950	993	TFGNII	For BFF2 Only		
	- 1000	1,043				
	- 1200	1,243				
	- 1500	1,543				
BSWB	- 950	993	TFGNII	For BFF2 Only		
	- 1000	1,043				
	- 1200	1,243				
	- 1500	1,543				

Item No.		Parts No.	Model	Remarks		
BSWB	- 1000[A]	0G0310081A04	TFGN/TLMX	For BFF3 Only		
	- 1200[A]	0G0310082A04	TFGNⅡ			
	- 1500[A]	0G0310084A04	TFGNⅡ			
	- 1200[A]	0G0310088A04	TCMX			
Fastening only (B)+(B')						

Middle supporter / Middle Sash

Middle Sash : BFS

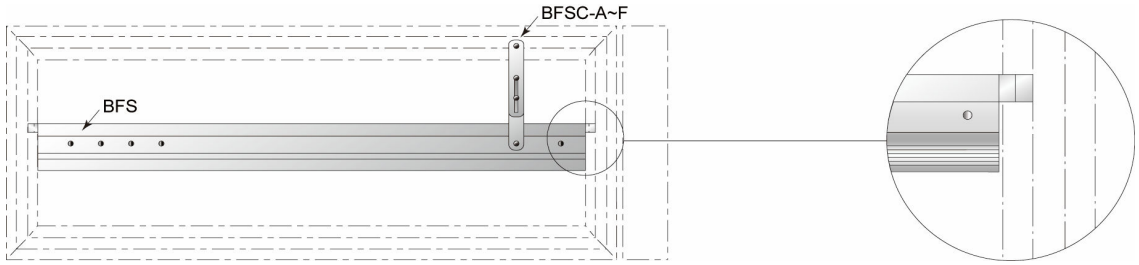

Middle Sash : BFS				
Item No.	Border Frame Inner Length	Remarks		
BFS	~ 5,635	for 20H/200W		
	5,765 ~ 6,365	for 12H/400S		
	6,366 ~ 7,365	for 20H/300S		
	7,366 ~ 8,265	for 20H/330S		
	8,266 ~ 9,500	for 18H/400W		
	9,501 ~ 10,910	for 25H/324.8W		

Connecting Stay : BFSC-A~F Spacer Joint

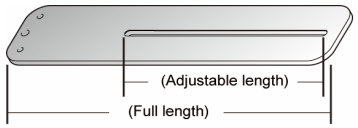

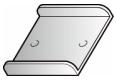

Example: Connecting Stay A
Connecting Stay C
Spacer x 3
Joint x 1



(TSI-2007-1003)

Connecting Stay : BFSC-A~F					
Item No.	Part No.	Full Length (mm)	Adjustable Length (mm)		
BFSC - A	0G031005A001	162	80		
- B	0G031005B001	249	80		
- C	0G031005C001	326	80		
- D	0G031005D001	420	80		
- E	0G031005E001	545	80		
- F	0G031005F001	715	100		
Spacer	0G0310070000				
Joint	0G0310060000				